

SysInfoTools PST to MSG Converter

Table of Contents

1. SysInfotools PST to MSG Converter	2
2. Overview	2
3. Getting Started.....	3
3.1 Installation procedure.....	3
4. Order and Activation.....	4
4.1 How to Order	4
4.2 How to Activate	4
5. Using SysInfoTools PST to MSG Converter	5
5.1 Understanding the User Interface	5
5.2 Button Used	6
5.3 How to use PST to MSG Converter	7
6. Uninstall the Software	15
7. Legal Notice.....	16
7.1 Copyright.....	17
7.2 Disclaimer	17
7.3 Trademarks	17
7.4 License Agreement	17
8. Technical Support	19
9. About SysInfoTools	19

1. SysInfotools PST to MSG Converter



2. Overview

Try advanced **PST to MSG Converter** tool of SysInfoTools Software that can convert your single as well as multiple Outlook PST files into MSG format. All it takes just a single mouse click and all your selected PST files will be converted into MSG format. It conducts a very safe conversion process of PST files into MSG format without causing any damage or data loss. The original PST files are remained intact or unchanges. This tool creates a output file in MSG format and saves all the data of selected PST files into them at user-defined location. The tool is designed with an interactive user-interface, so that any technical or non-technical user can use this tool for PST to MSG conversion with ease.

Some key features of SysInfoTools PST to MSG Converter tool are:

- Performs quick and a very safe conversion of selected PST file(s) into MSG format
- Supports multiple PST files at a time to perform batch conversion
- Provides advanced search feature to search the PST files in the system
- Executes conversion of PST into MSG in a very safe mode, i.e. without causing any changes or data loss

- Provides data range option for saving PST file(s)' data within a particular date range
- Highly interactive and user-friendly interface, i.e. no technical knowledge is required
- Supports all major versions of Microsoft Outlook and Windows operating systems
- Available with demo version for free evaluation purpose

Important note:

- Make sure the PST files are not corrupted, and the read-only attribute of selected PST files is not enabled.
- If your PST file(s) is corrupted, then you need to repair it first before you can convert it into MSG format. To repair the file, you can try advanced [PST File Repair](#) tool SysInfoTools Software.

3. Getting Started

- [Installation Procedure](#)(See 3.1)
- [Order And Activation](#)(See 4.)

3.1 Installation procedure

1. Download demo version of the software setup (executable file or .exe) from the page linked below:

www.sysinfotools.com/recovery/pst-to-msg-converter.html

And if your PST file is corrupted, you can download the software setup (executable file or .exe) of **PST File Repair** from this link:

www.sysinfotools.com/demo-version/SysInfoTools-PST-recovery.exe

2. Double click the setup to install the software on your system.
3. Follow the steps on the setup wizard to install software.
4. After completion, setup wizard will popup the message of setup completion on your screen.

5. Click **Finish** to launch the software on your system.

Note: Microsoft Outlook must be installed on your system in order to use **SysInfoTools PST to MSG Converter** tool.

4. Order and Activation

- [How to Order](#)(See 4.1)
- [How to Activate](#)(See 4.2)

4.1 How to Order

The software can be purchased by making online payments. Click on the link shown below to have a look at the pricing details and to place an order.

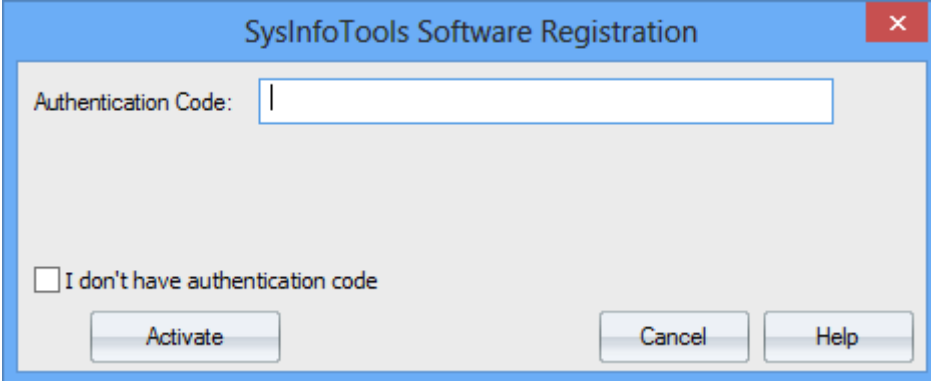
www.sysinfotools.com/buynow/pst-to-msg-converter.html

Once the payment is received, an order number is sent to you via e-mail.

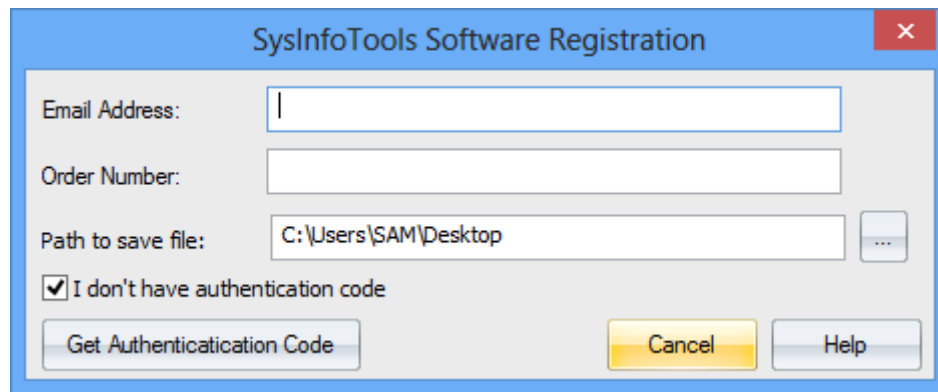
4.2 How to Activate

As you purchase the software, an Order Number is generated and provided to you. This order number has to be entered in the Registration window of the full version of PST to MSG Converter tool.

- Open **SysInfoTools PST to MSG Converter** software in your system, software registration dialog will pop-up on your screen to enter software authentication key.



- Click the "**I don't have Authentication Code**" check box, following fields will be displayed in the registration dialog:



Email Address: In this field, you need to enter your email address, which you have used to register **PST to MSG Converter** software.

Order Number: In this field, you need to enter the Order Number which has been provided to you at the time of purchasing the software.

Path to save the file: Select the path where you want to save the .info file which is generated after clicking on "**Get Authentication Code**", by default .info file will saved on desktop of your system.

Send this **.info file** generated by the software at sales@sysinfotools.com, after getting .info file sales department will send you software activation key within a couple of minutes.

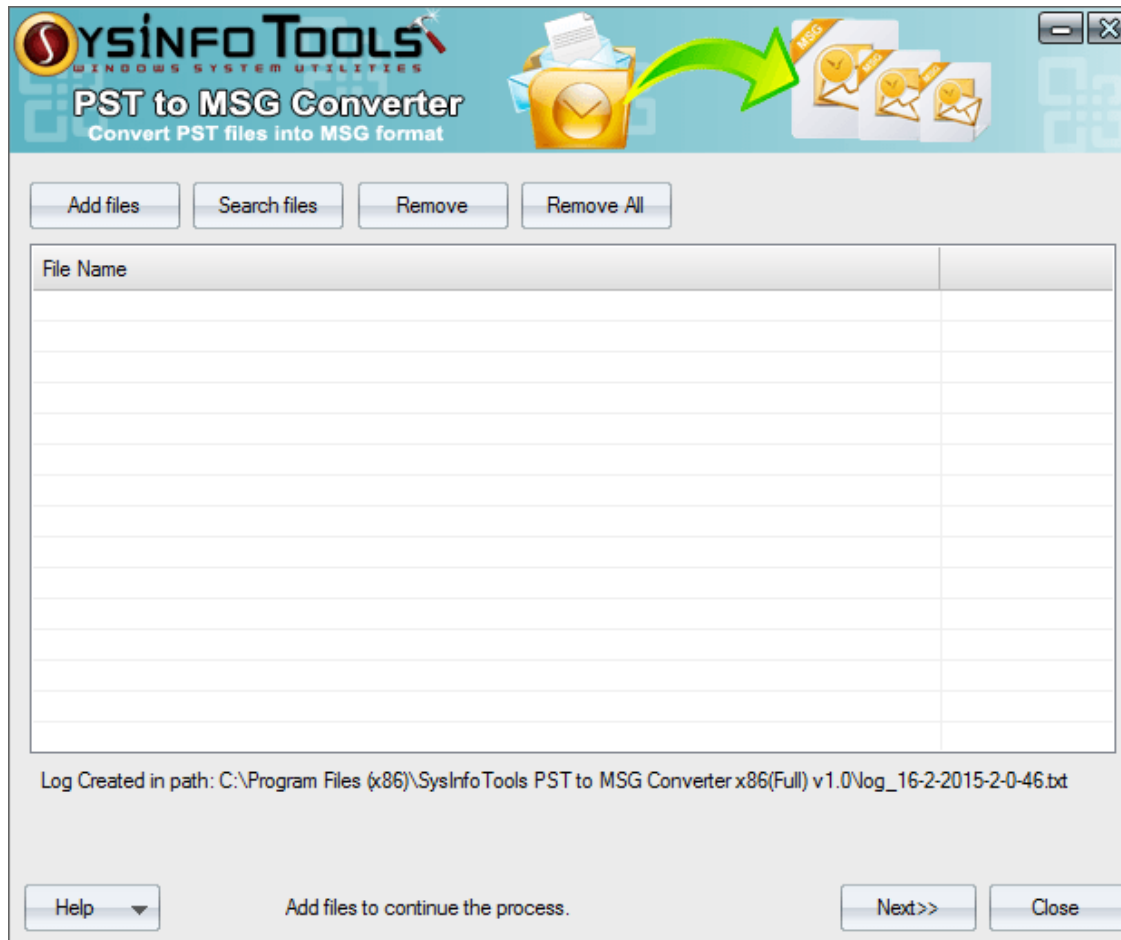
For any software related queries email at: support@sysinfotools.com

5. Using SysInfoTools PST to MSG Converter


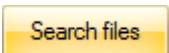

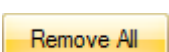


- [Understanding the User Interface](#)(See 5.1)
- [Button Used](#)(See 5.2)
- [How to Use the PST to MSG Converter software?](#)(See 5.3)

5.1 Understanding the User Interface

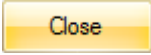
When you launch **SysInfoTools PST to MSG Converter** software, the welcome screen that appears is displayed below:



5.2 Button Used

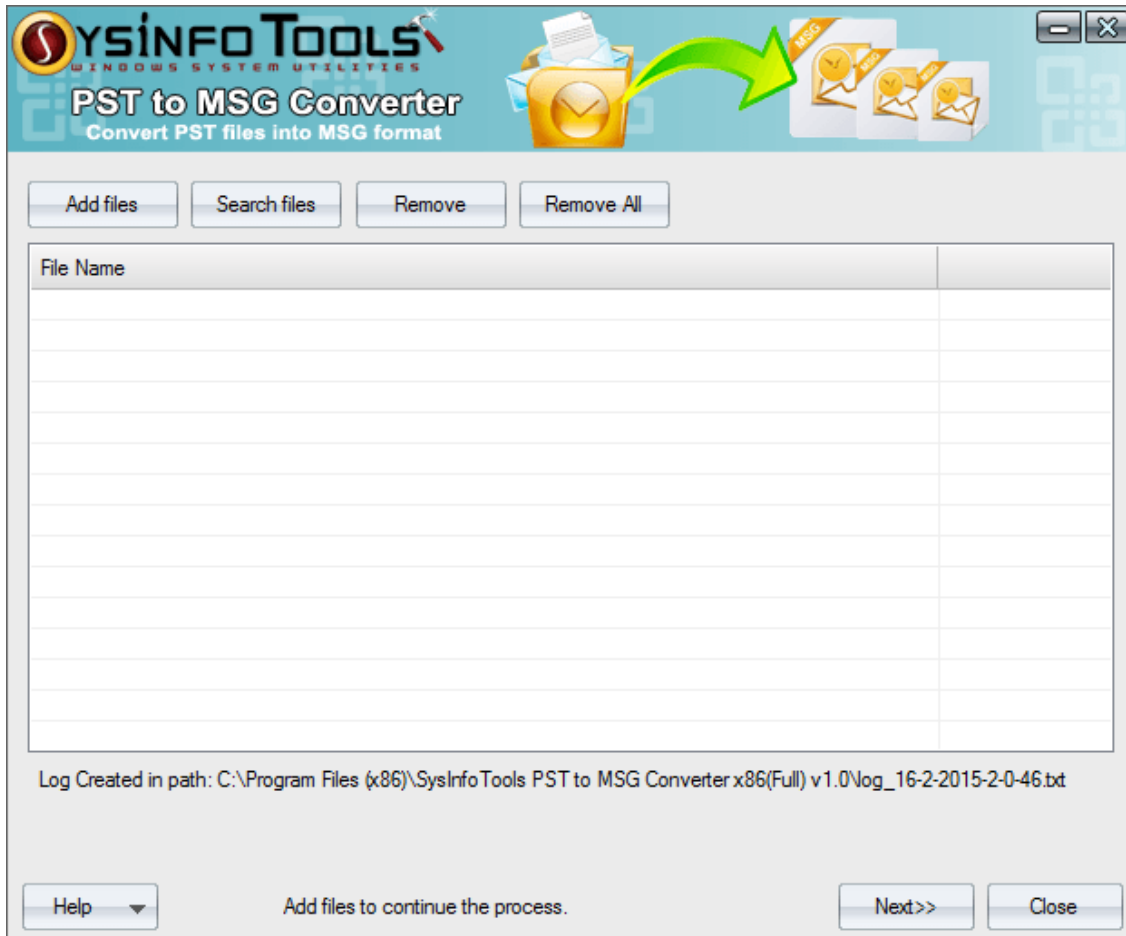
Buttons	Button Name	Description
	Add files	Click Add files button to select PST file(s) for conversion
	Search files	Click Search files button to search PST files
	Remove	Click Remove button to remove selected PST files
	Remove All	Click Remove All button to remove all the PST files
	Help	Click Help button to get help in PST files addition
	Convert Files	Click Convert Files button to start the conversion process

SysInfoTools PST to MSG Converter

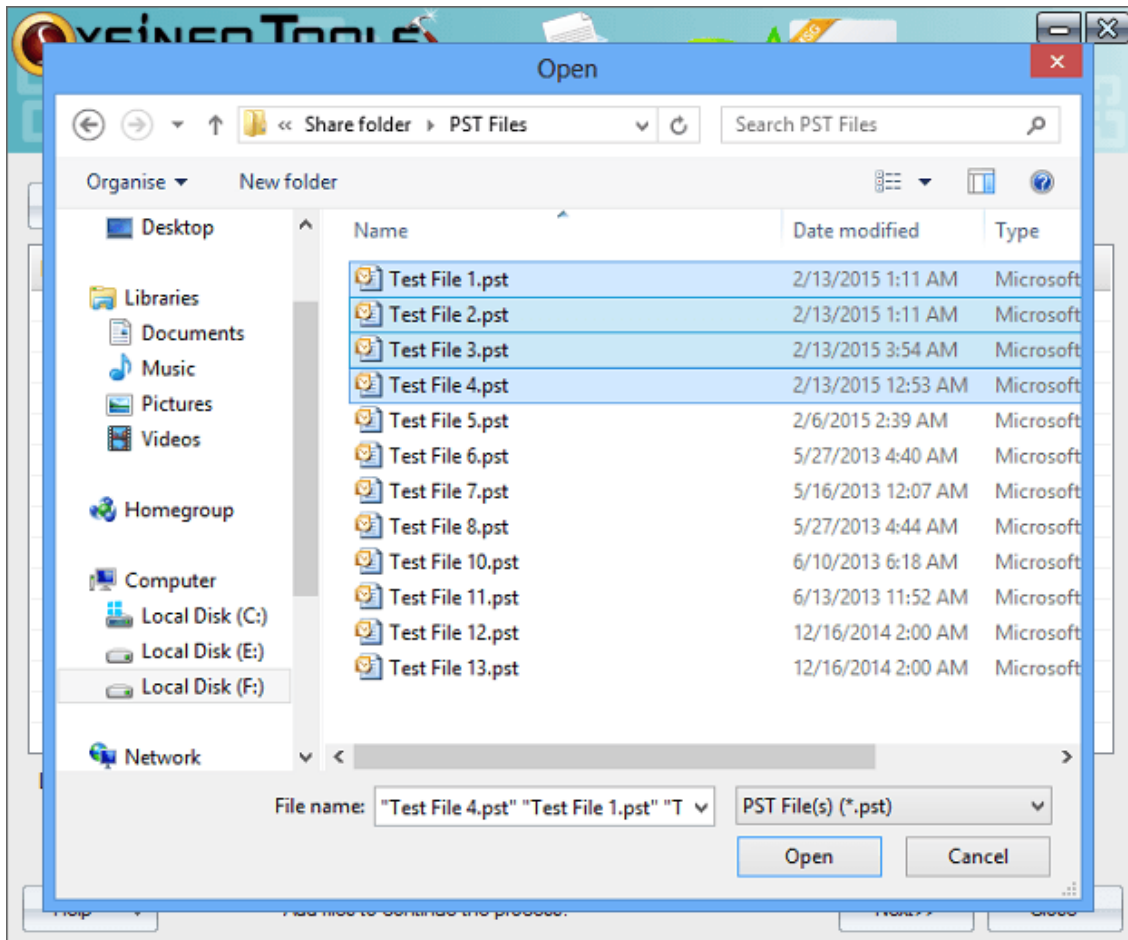
	Close	Click Close button to close the software application
---	--------------	---

5.3 How to use PST to MSG Converter

Step 1: Launch **SysInfoTools PST to MSG Converter** tool and click **Add files** button to PST file(s).

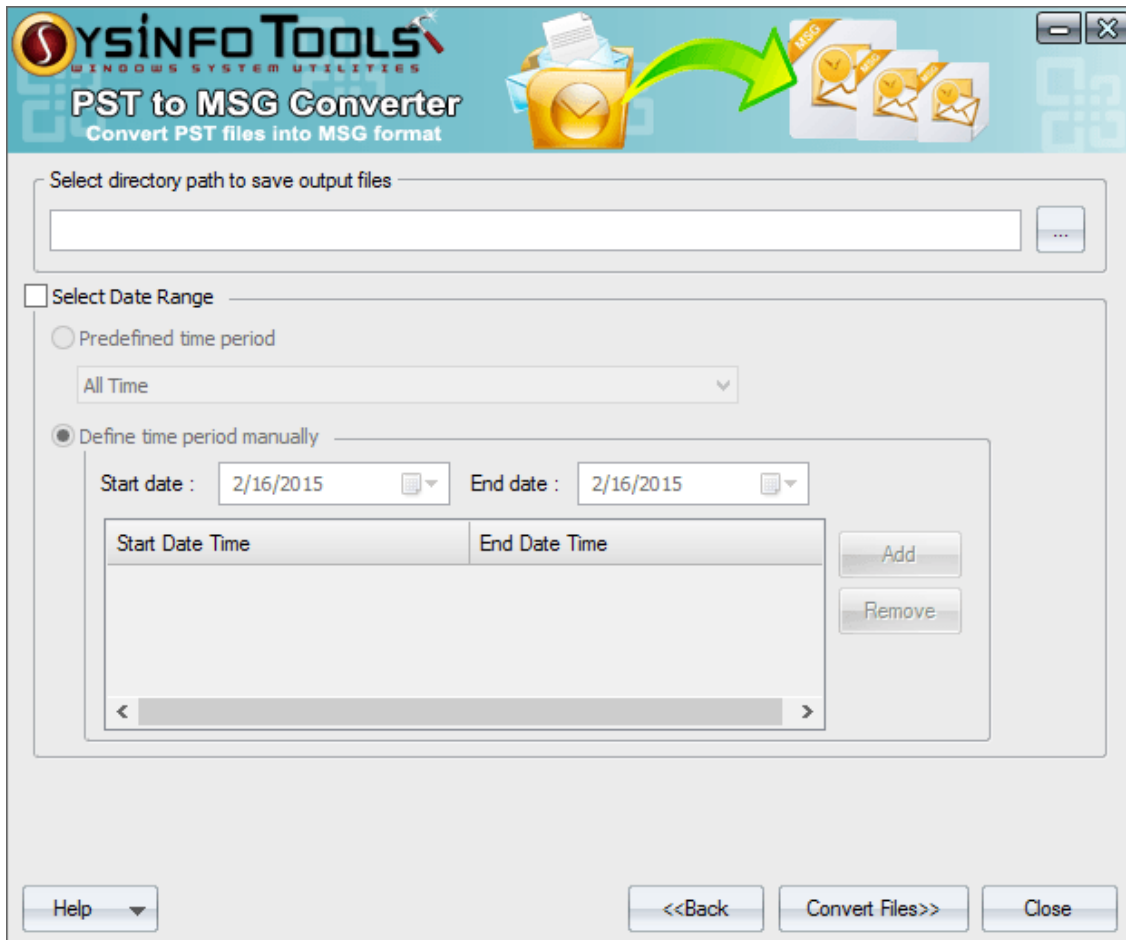


Step 2: Select the PST file(s) from the list. Click **Open** button.

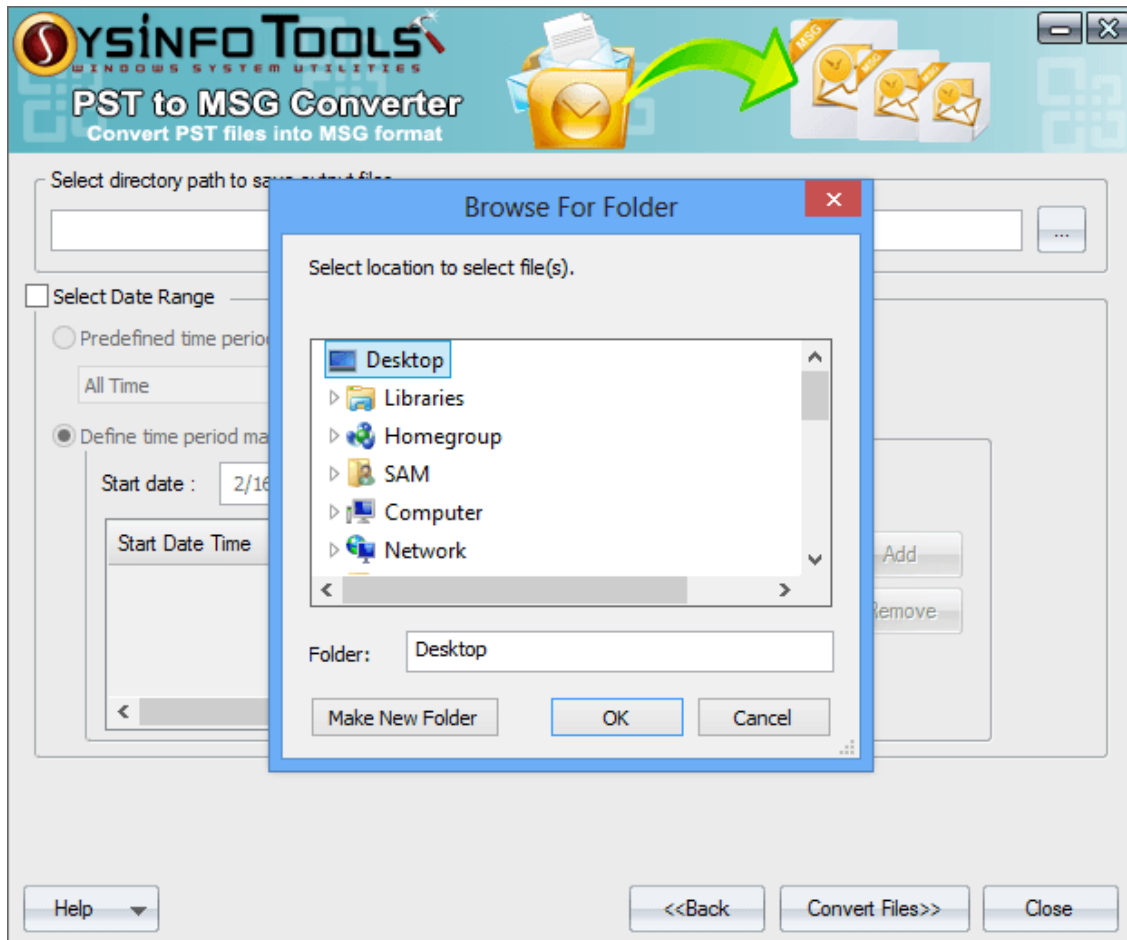


SysInfoTools PST to MSG Converter

Step 4: Now click **Browse** button to select a location for converted files.

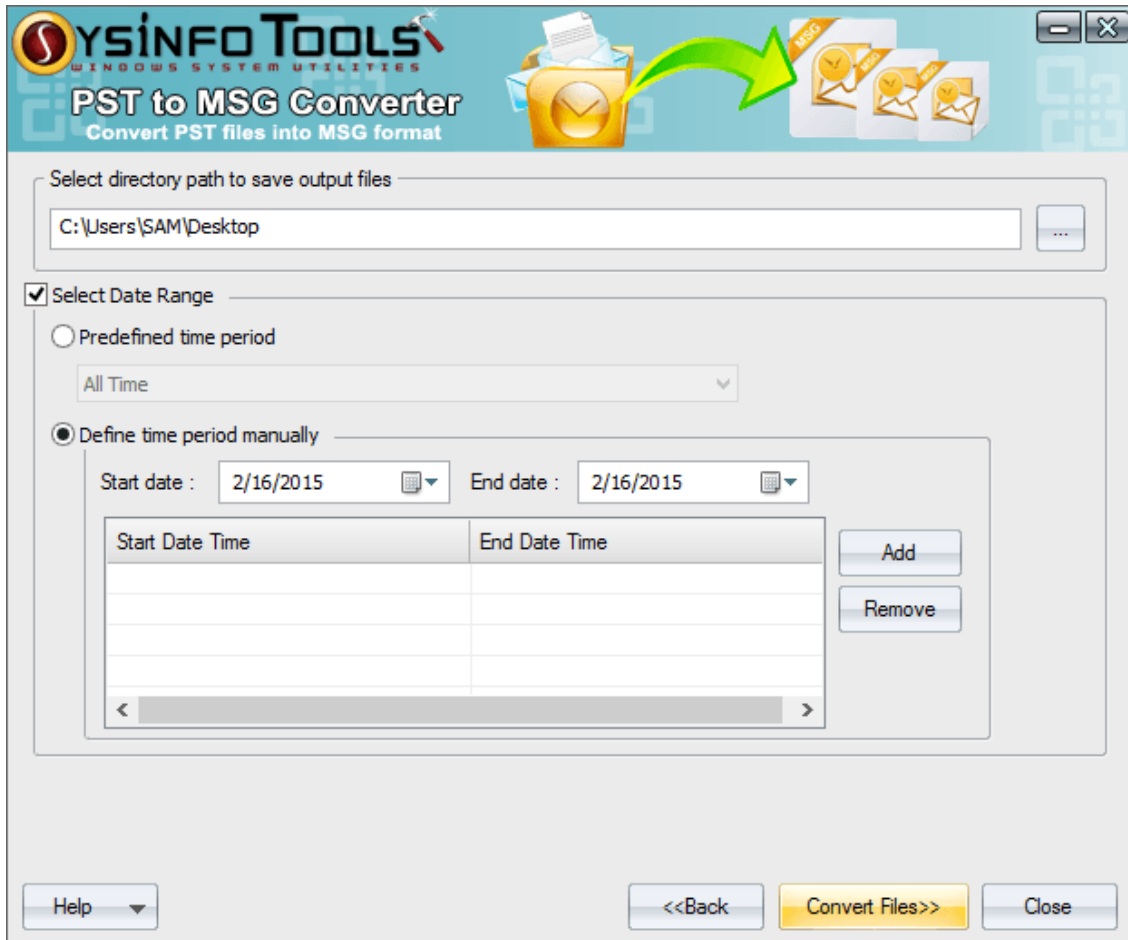


Step 5: Select any location from the list, for e.g. **Desktop**. Click **OK** button.

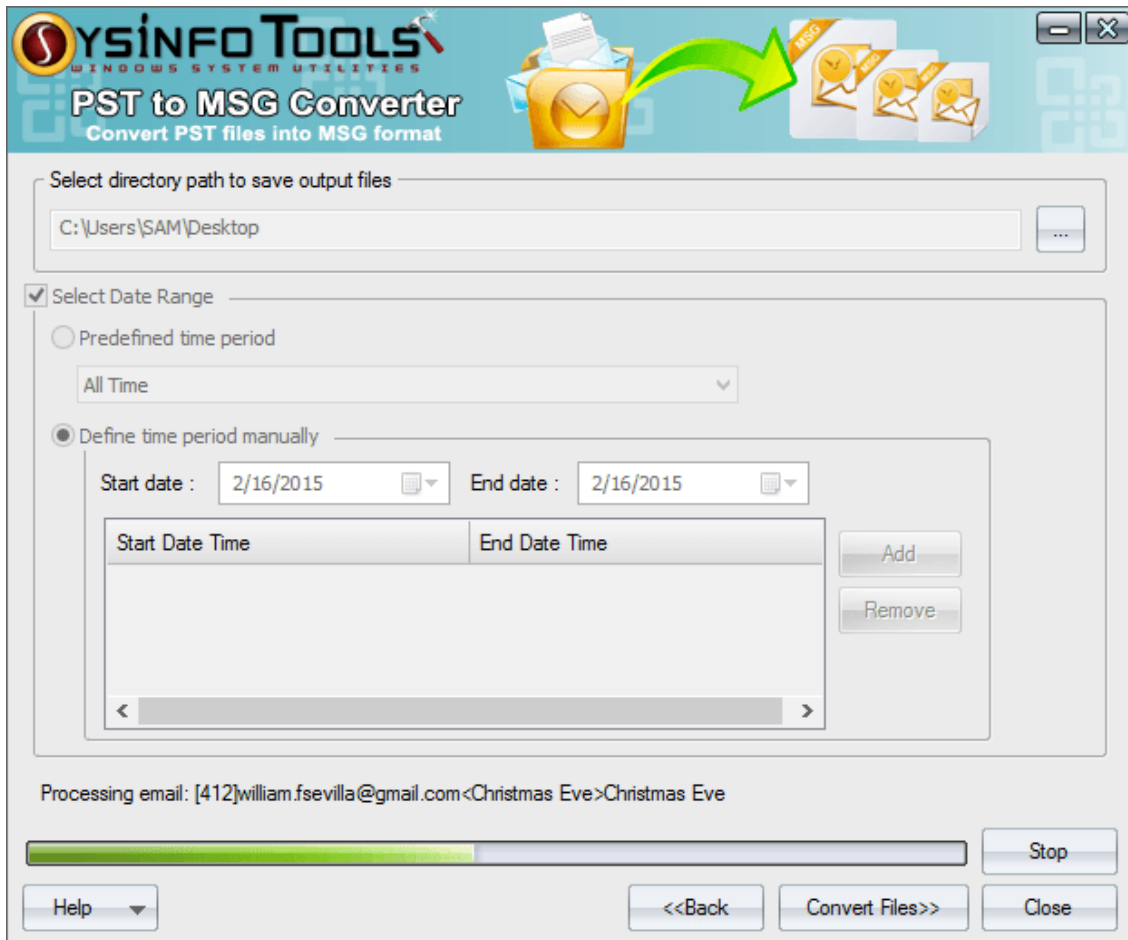


Step 6: You may use **Date Range** option before converting the selected file(s). If you don't want to use it, keep the box unchecked. Click **Converter Files** button to start conversion process.

SysInfoTools PST to MSG Converter

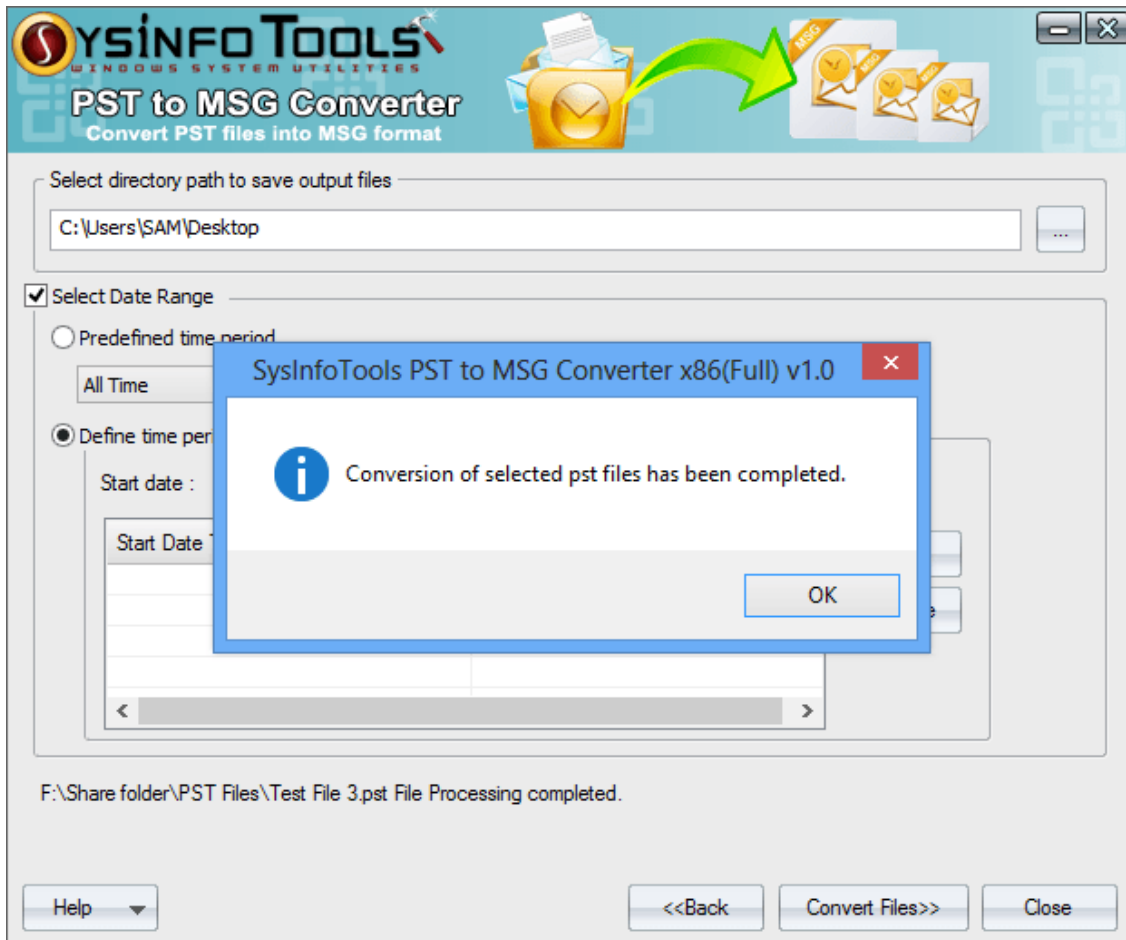


Step 7: The conversion process is being conducted on your system. Please wait until it gets completed.

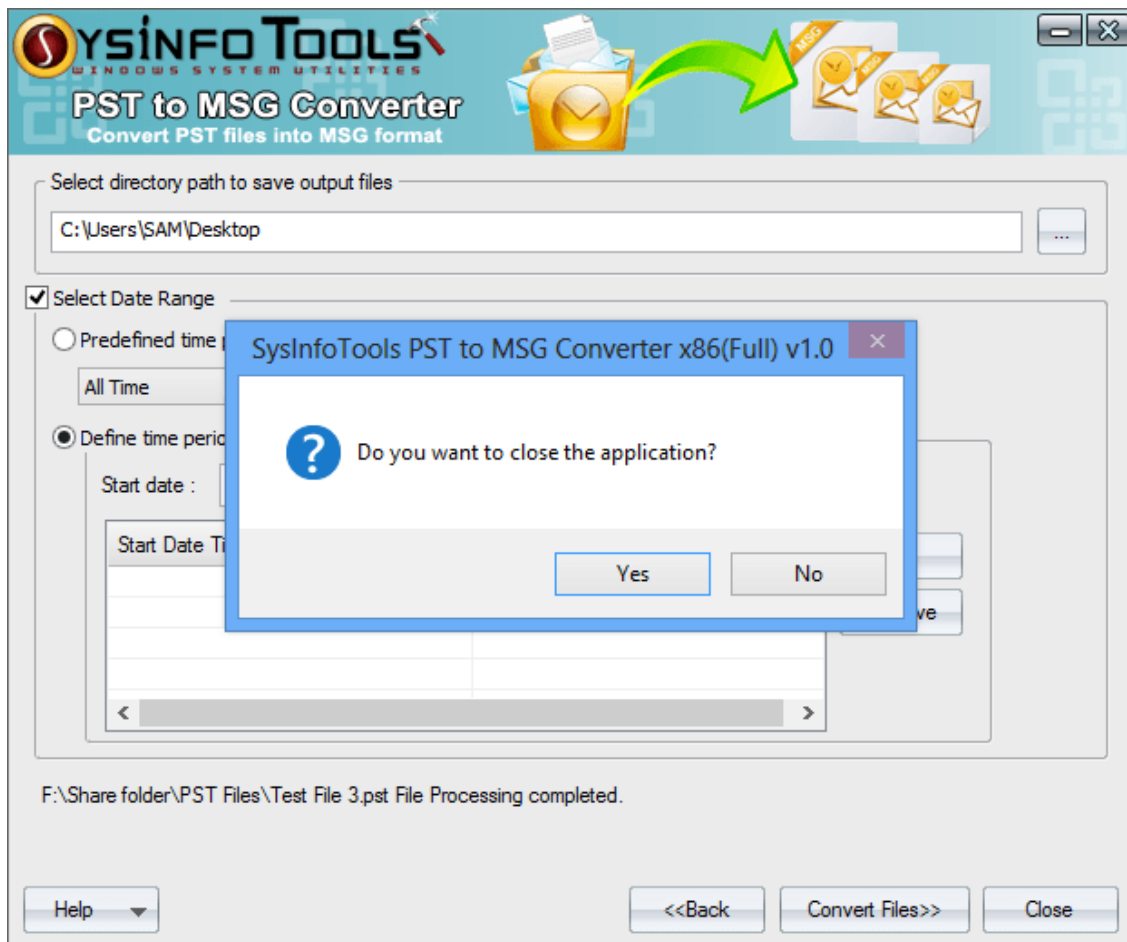


Step 8: Within a few minutes, the conversion process has been done and the selected PST file(s) will be converted into MSG format.

SysInfoTools PST to MSG Converter



Step 9: Now click on **Close** button to close the software application and click **Yes**.



6. Uninstall the Software

To uninstall the software from your system, you can use any of the two methods described below:

1. Uninstall from **Control Panel**
2. Uninstall from **Windows Start menu**

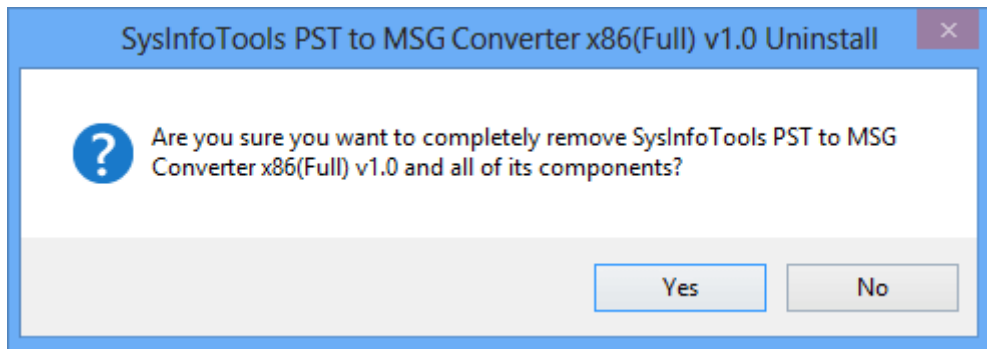
Uninstall from Control Panel:

To uninstall **SysInfoTools PST to MSG Converter** tool from Control Panel, follow the steps shown below:

- Click the **Start Menu > Control Panel** and then double click the **Add or Remove Programs** icon.
- Select **SysInfoTools PST to MSG Converter** and click **Remove**.
- A warning message before un-installing the software will be displayed on the

SysInfoTools PST to MSG Converter

screen.

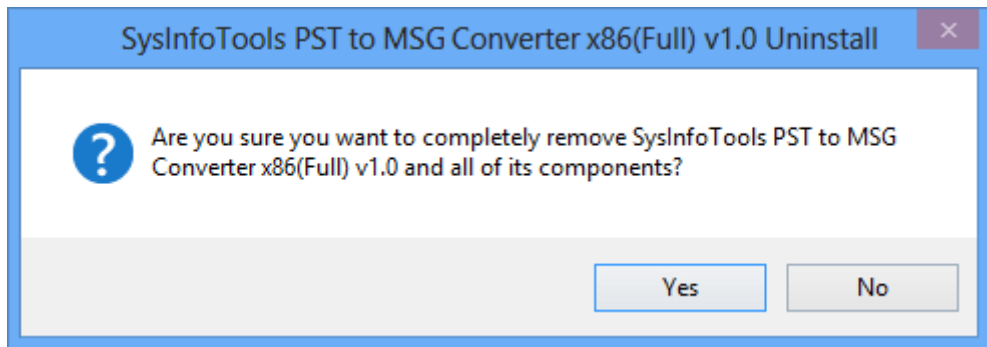


- Click '**Yes**' to uninstall the software completely from your system.

Uninstall from Windows Start menu:

To uninstall **SysInfoTools PST to MSG Converter** file from Windows Start menu, follow the steps shown below:

- Click the **Start** button from the Windows menu.
- Click **All Programs > SysInfoTools PST to MSG Converter > Uninstall SysInfoTools PST to MSG Converter** .
- A warning message before un-installing will be displayed on the screen.



- Click '**Yes**' to uninstall the software completely from your system.

7. Legal Notice

[Copyright\(See 7.1\)](#)

- [Disclaimer\(See 7.2\)](#)

- [Trademarks](#)(See 7.3)
- [License Agreement](#)(See 7.4)

7.1 Copyright

SysInfoTools PST to MSG Converter software, accompanied user manual and documentation are copyright of SysInfoTools Data Recovery, with all rights reserved. Under the copyright laws, this user manual cannot be reproduced in any form without the Prior written permission of SysInfoTools. No Patent Liability is assumed, however, with respect to the use of the Information contained herein.

7.2 Disclaimer

The Information contained in this manual, including but not limited to any product specifications, is subject to change without notice. SysInfoTools Data Recovery Provides no warranty with regard to this manual or any other information contained herein and here by expressly disclaims any implied warranties of merchantability or fitness for any particular purpose with regard to any of the foregoing SysInfoTools Data Recovery assumes no liability for any damages incurred directly or indirectly from any technical or typographical errors or omissions contained herein or for discrepancies between the product and the manual. In no event shall SysInfoTools Data Recovery, be liable for any incidental, consequential special, or exemplary damages, whether based on tort, contract or otherwise, arising out of or in connection with this manual or any other information contained herein or the use there of.

7.3 Trademarks

SysInfoTools PST to MSG Converter tool is a registered trademark of SysInfoTools Data Recovery.

Windows 2000, 2003, XP and Windows Vista are registered trademarks of Microsoft Corporation.

All other brands and product names are trademarks or registered trademarks of their respective companies.

7.4 License Agreement

SysInfoTools PST to MSG Converter Copyright by SysInfoTools Data Recovery.

[Your Agreement to this License](#)

SysInfoTools PST to MSG Converter

You should carefully read the following terms and conditions before using, installing or distributing this software, unless you have a different license agreement signed by SysInfoTools Data Recovery.

If you do not agree to all of the terms and conditions of this License, then: do not copy, install, distribute or use any copy of SysInfoTools PST to MSG Converter with which this License is included, you may return the complete package unused without requesting an activation key, within 30 days after purchase, for a full refund of your payment.

The terms and conditions of this License describe the permitted use and users of each Licensed Copy of SysInfoTools PST to MSG Converter. For purposes of this License, if you have a valid single-copy license, you have the right to use a single Licensed Copy of SysInfoTools PST to MSG Converter; if you or your organization has a valid multi-user license, then you or your organization have/has the right to use up to a number of Licensed Copies of SysInfoTools PST to MSG Converter equal to the number of copies indicated in the documents issued by SysInfoTools when granting the license.

Scope of the License

Each Licensed Copy of SysInfoTools PST to MSG Converter may either be used by a single person or used non-simultaneously by multiple people who use the software personally installed on a single workstation. This is not a concurrent user license. All rights of any kind in SysInfoTools PST to MSG Converter, which are not expressly granted in this License, are entirely and exclusively reserved to and by SysInfoTools. You may not rent, lease, modify, translate, reverse engineer, decompile, disassemble, or create derivative works based on, SysInfoTools PST to MSG Converter, nor permit anyone else to do so. You may not make access to SysInfoTools PST to MSG Converter available to others in connection with a service bureau, application service provider, or similar business, nor permit anyone else to do so.

Warranty Disclaimers and Liability Limitations

SysInfoTools PST to MSG Converter, and any and all accompanying software, data and materials, are distributed and provided AS-IT-IS and with no warranties of any kind, whether expressed or implied. In particular, there is no warranty for the quality of data recovered. You acknowledge that good data processing procedure dictates that any program, including SysInfoTools PST to MSG Converter, must be thoroughly tested with non-critical data before there is any reliance on it, and you hereby assume the entire risk of all use of the copies of SysInfoTools PST to MSG Converter covered by this License. This disclaimer of warranty constitutes an essential part of this License.

In addition, in no event does SysInfoTools authorize you or anyone else to use SysInfoTools PST to MSG Converter in applications or systems where SysInfoTools PST to MSG Converter failure to perform can reasonably be expected to result in a significant physical injury, or in loss of life. Any such use is entirely at your own risk, and you agree to hold SysInfoTools harmless from all claims or losses relating to such unauthorized use. You agree to hold SysInfoTools Data Recovery harmless from any and all claims or losses relating to such unauthorized use.

8. Technical Support

We provide 24/7 online support to solve customer's queries. We have highly skilled and expert support team, who makes use of modernized communication devices, thereby achieving maximum efficiency and an exceptional response time.

9. About SysInfoTools

Since several years, SysInfoTools has evolved as one of the trusted names in the field of Data Recovery of the different types of files. The main aim of our organization is to provide the best possible solution to our customers so that our customers can recover their data and relief them from the frustration of data loss. We aim at providing values to our customers and try to satisfy them in every possible way. Customer satisfaction is prime reward for our organization.

SysInfoTools provides a wide range of software for different types of corrupt files recovery and repair for corrupt zip files, MS BKF files, Open Office files (Base files, Impress files, Draw files, Calc files, Math files and Writer files), MS Office 2007 files (MS Word files, MS PowerPoint files and MS Excel files). SysInfoTools also provides software for corrupt PST files of MS Outlook and DBX files of Outlook Express. In addition, we have more recovery software which are available for crashed hard disk recovery and repair like software for FAT recovery and NTFS recovery. In future, we are going to expand our operations to offer more software for different types of corrupt files, Database, Email migration, Desktop utilities, Network management and many more which will help our customers to recover their valuable data.

The hard drives data recovery software provided by our organization ensures safe and accurate data recovery from the hard drive. It does not modify the existing content of the hard drive and make the fresh copy of the recovered data. Hard drives data recovery software are useful in situation when there is an accidental deletion of files, which are deleted due to virus attacks, disk formatting and software malfunctioning.

You can buy our products directly from SysInfoTools website. We provide software both by online mode and via shipment. The shipment is made within the committed time frame and at reasonable rates. We provide 24x7 customer support, our dedicated support team assists our customer by providing them information before and after the purchase of our product. We also provide the live working videos and free demo of our products at our SysInfoTools site so that the customer can see and analyze the software before purchasing it.

Visit SysInfoTools site at: www.sysinfotools.com