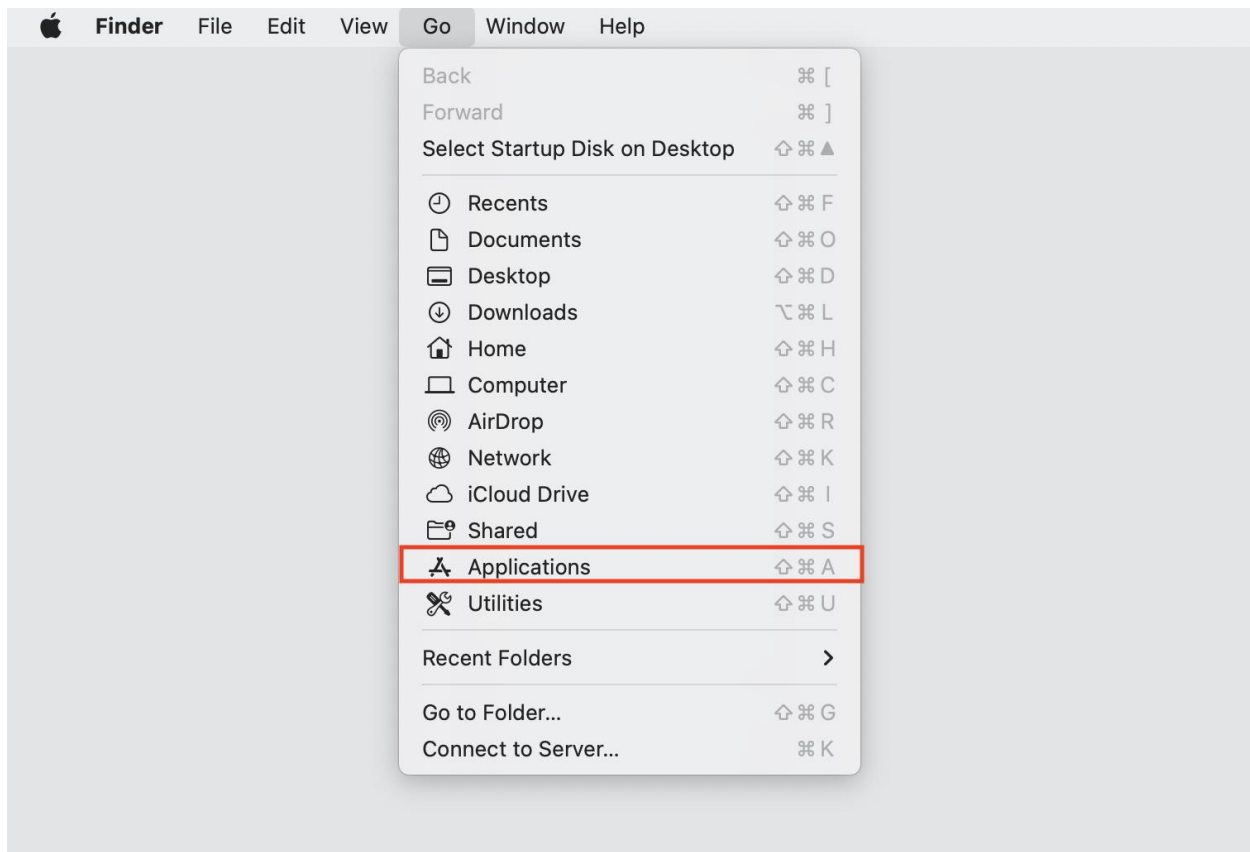





Uninstall SysInfo Tools Mac Software

Follow the steps to Uninstall the SysInfo Tools Mac Software on your Mac system (Computer):


Step 1: Start your system or PC and click on the **Go** Tab. Then click on the **Applications** option.



Step 2: Then make right-click on the **SysInfo Mac Tool** that you are willing to uninstall.



Step 3: Choose the Move to Bin option and your software will be uninstalled.



Live Chat:

<https://messenger.providesupport.com/messenger/0pi295uz3ga080c7lxqxxuaoxr.html>

Visit Our Site:

<https://www.sysinfotools.com/>

Contact Us:

<https://www.sysinfotools.com/contactus.php>

Submit your Review:

<https://www.trustpilot.com/review/www.sysinfotools.com>