

# SysInfoTools Xlsx Repair

## Table Of Contents

|   |    |
|---|----|
| 1. SysInfoTools Xlsx Repair .....         | 2  |
| 1.1 Overview .....                        | 2  |
| 1.2 Getting Started .....                 | 3  |
| 1.2.1 Installation Procedure .....        | 3  |
| 1.2.2 Order and Activate .....            | 8  |
| 1.2.3 Launching the Software .....        | 9  |
| 1.3 Using the Software .....              | 10 |
| 1.3.1 How to Use the Software .....       | 11 |
| 1.3.2 How to Uninstall the Software ..... | 18 |
| 1.4 Legal Notices .....                   | 19 |
| 1.4.1 Copyright .....                     | 19 |
| 1.4.2 Disclaimer .....                    | 20 |
| 1.4.3 Trademarks .....                    | 20 |
| 1.4.4 License Agreement .....             | 20 |
| 1.5 Technical Support .....               | 22 |
| 1.6 About SysInfoTools .....              | 22 |

## 1. SysInfoTools Xlsx Repair



User's Guide

### SysInfoTools Xlsx Repair

Version 1.0

#### 1.1 Overview

- Xlsx file is corrupted due to virus attack.
- Xlsx file is not functioning due to power failure.
- Incomplete or unsuccessful repartitioning of hard drive.
- Open a blank file in MS Office 2007.
- Xlsx file is corrupted due to system malfunction.
- Xlsx file is displaying error message that "file is corrupt or damaged".

[SysInfoTools for MS Excel Xlsx Recovery](#) software repair corrupt Xlsx files and successfully recovers data such as graphs, tables, Unicode character, cell data, formulae, images, text formatting,

notes and all standard cell's properties from corrupted MS Excel Xlsx spreadsheets.

## Key Features to Repair Corrupt Xlsx files: -

- It efficiently recovers unreadable data from corrupt Xlsx files.
- Repair corrupt and damage Xlsx files of MS Office 2007.
- Original corrupt file remains intact as a backup
- Advance search options to quickly locate the files.
- User can save the recovery process at any time and can load further for fast recovery.
- View corrupt Xlsx file contents in demo version also so that you can judge software before actually paying for it.
- Restore the file at user specified location.
- Free evaluation version.
- Easy to use, no technical skills required.

## 1.2 Getting Started

[Installation procedure](#)(See 1.2.1)

[Order and Activate](#)

[Launching the Software](#)(See 1.2.3)

### 1.2.1 Installation Procedure

#### Minimum

#### System

#### Requirement

**Operating Systems:** Windows 95, 98, 2000, 2003, 2008, ME, NT, XP, Vista, Windows 7

**Processor (CPU):** Any compatible processor

**Memory (RAM):** 128 MB or higher

**Disk Space:** No temporary file is created, so disk space is required for extracting Xlsx content respectively.

Before beginning installation, make sure that the computer meets minimum system requirements.

### SysInfoTools Xlsx Repair

The installation process should start automatically on inserting the disc in its drive. If it does not, run setup from the software disc. If the software is downloaded from the internet navigate to the location of the setup and run the setup from there.

The default path for software installation is C:\Program Files\SysInfoTools Xlsx Repair\.

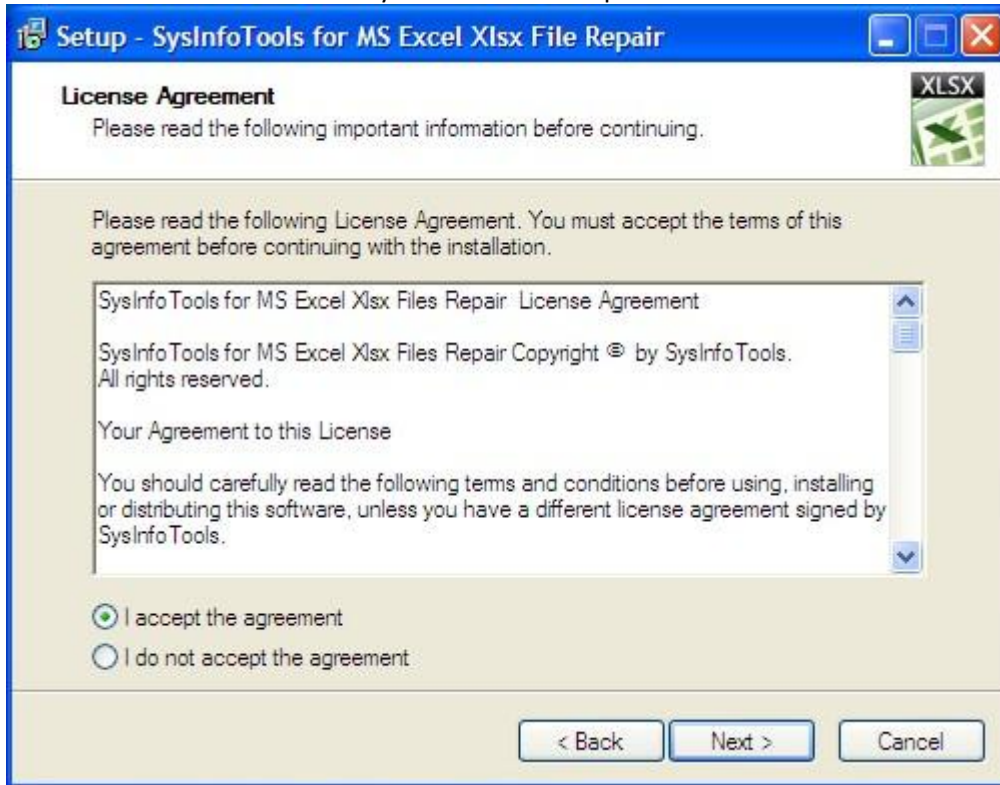
On-screen instructions directed by the setup program are as follows:

#### STEP-1:

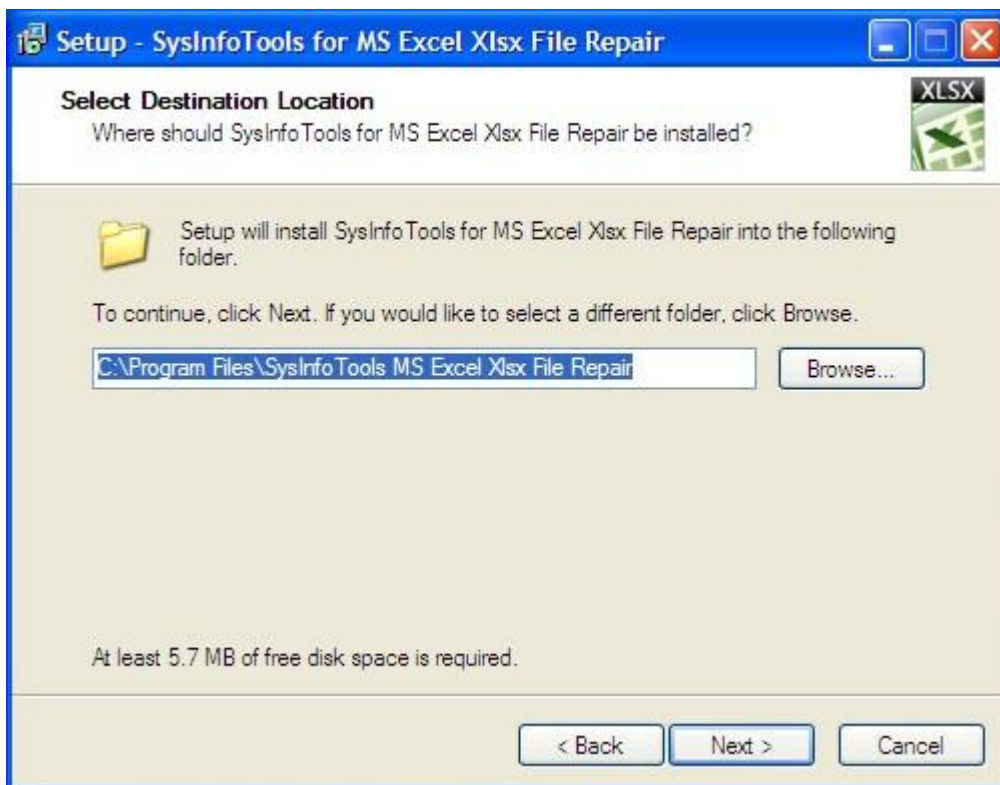


#### STEP-2:

## SysInfoTools Xlsx Repair

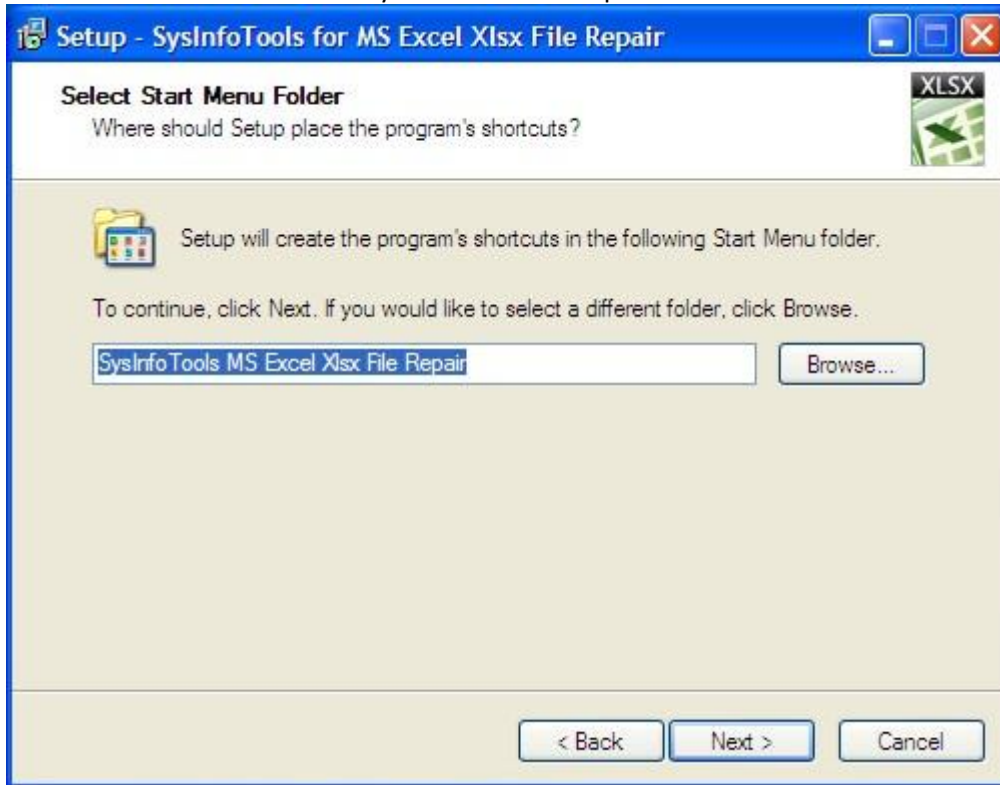


STEP-3:

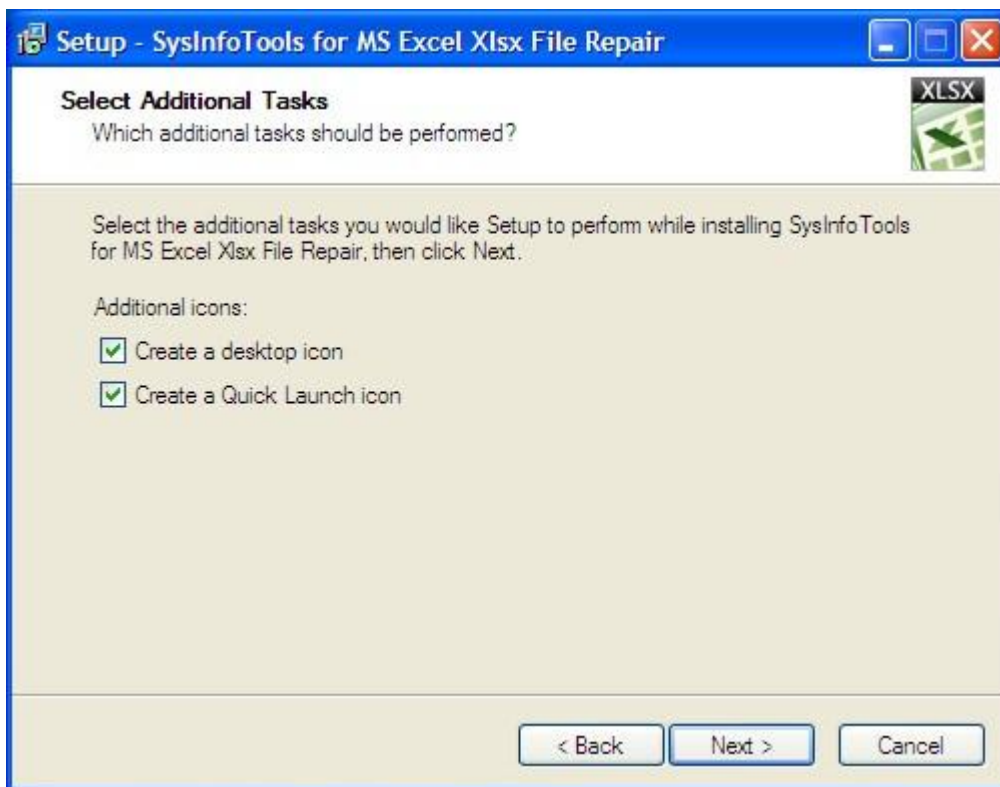


STEP-4:

## SysInfoTools Xlsx Repair



STEP-5:

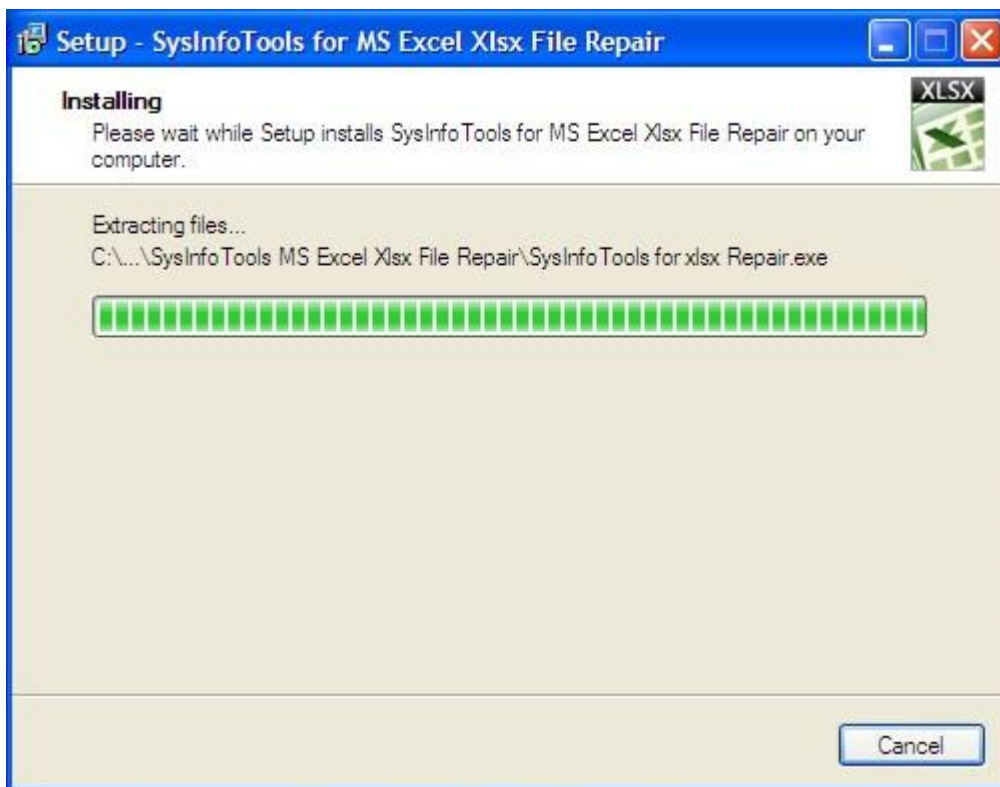


STEP-6:

## SysInfoTools Xlsx Repair



STEP-7:



STEP-8:



## 1.2.2 Order and Activate

[How to Order](#)(See 1.2.2.1)

[How to Activate](#)(See 1.2.2.2)

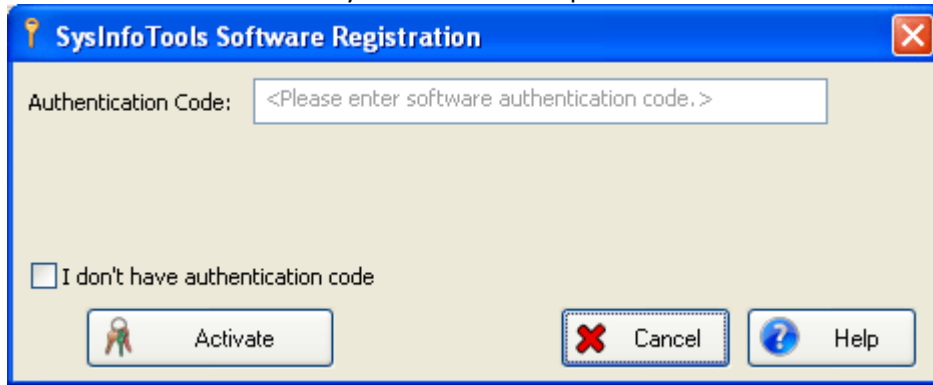
### 1.2.2.1 How to Order

The software can be purchased by making payments online. Please visit [www.sysinfotools.com/buynow/ms-excel-xlsx-recovery.html](http://www.sysinfotools.com/buynow/ms-excel-xlsx-recovery.html) to have a look at the pricing details and to place an order.

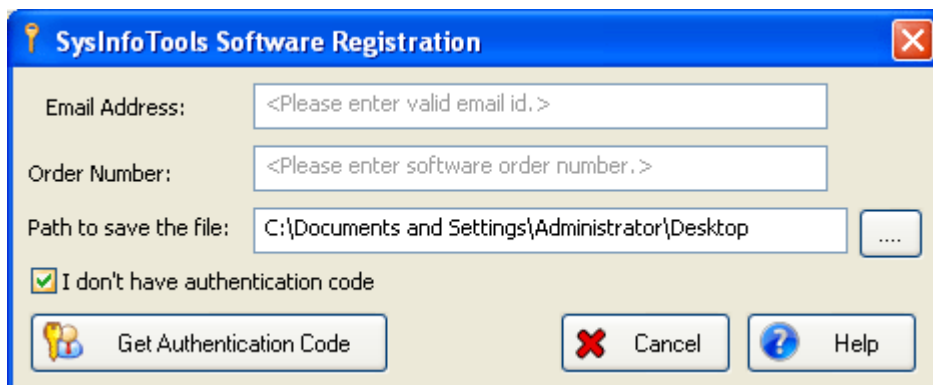
### 1.2.2.2 How to Activate

As you purchase the software, an Order Number is generated and provided to you. This order number has to be entered in the Registration window of the trial version of MS Excel Xlsx Repair software

Go to Help menu and select the Register Software option, the following window will be displayed:



Click the I dont have Authentication Code check box, following fields will be displayed:



**Email Address:** In this field , you need to enter your email address, which you have used to register MS Excel Xlsx Repair Software.

**Order Number:** In this field you need to enter the Order Number which has been provided to you at the time of purchasing the software.

**Path to save the file:** In this field you have to select the path where you want to save the log file which is generated after clicking on Get Authentication Code by default log file will be saved on desktop.

After the log file is generated you need to mail this log file at [sales@sysinfotools.com](mailto:sales@sysinfotools.com)

Our Sales team will receive your email and send you the Authentication Code with License via email, which has to be entered in the Registration Window

### 1.2.3 Launching the Software

To start the application, do one of the following:

- Click Start => All Programs => SysInfoTools Xlsx Repair => SysInfoTools for Xlsx Repair.
- Double click the shortcut icon on the desktop.
- Click quick launch icon on the taskbar.

## 1.3 Using the Software

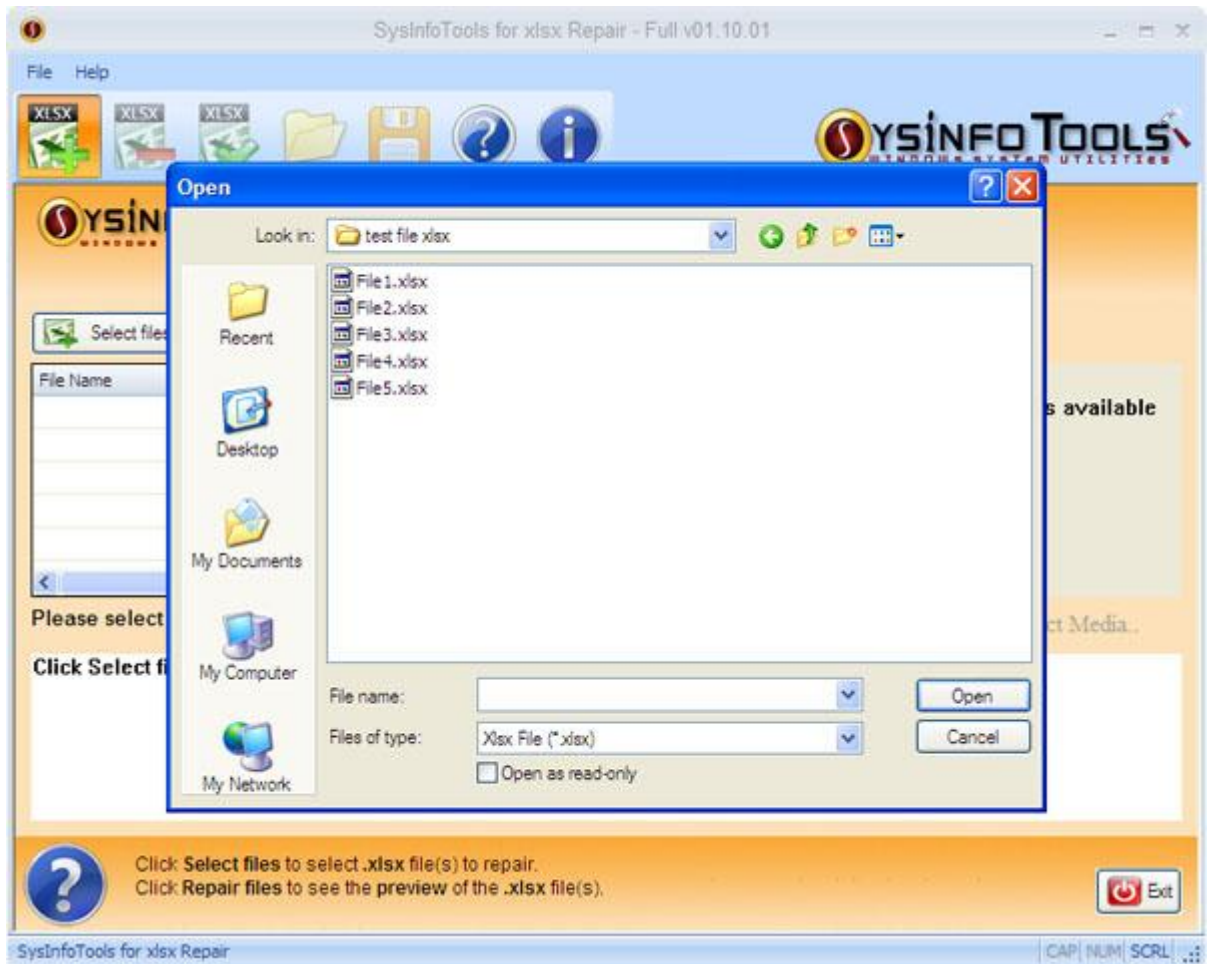
[How to use the Software](#) (See 1.3.1)

[How to uninstall the Software](#) (See 1.3.2)

### 1.3.1 How to Use the Software

**STEP-1:**

Click select files button to select corrupt .xlsx files to repair.



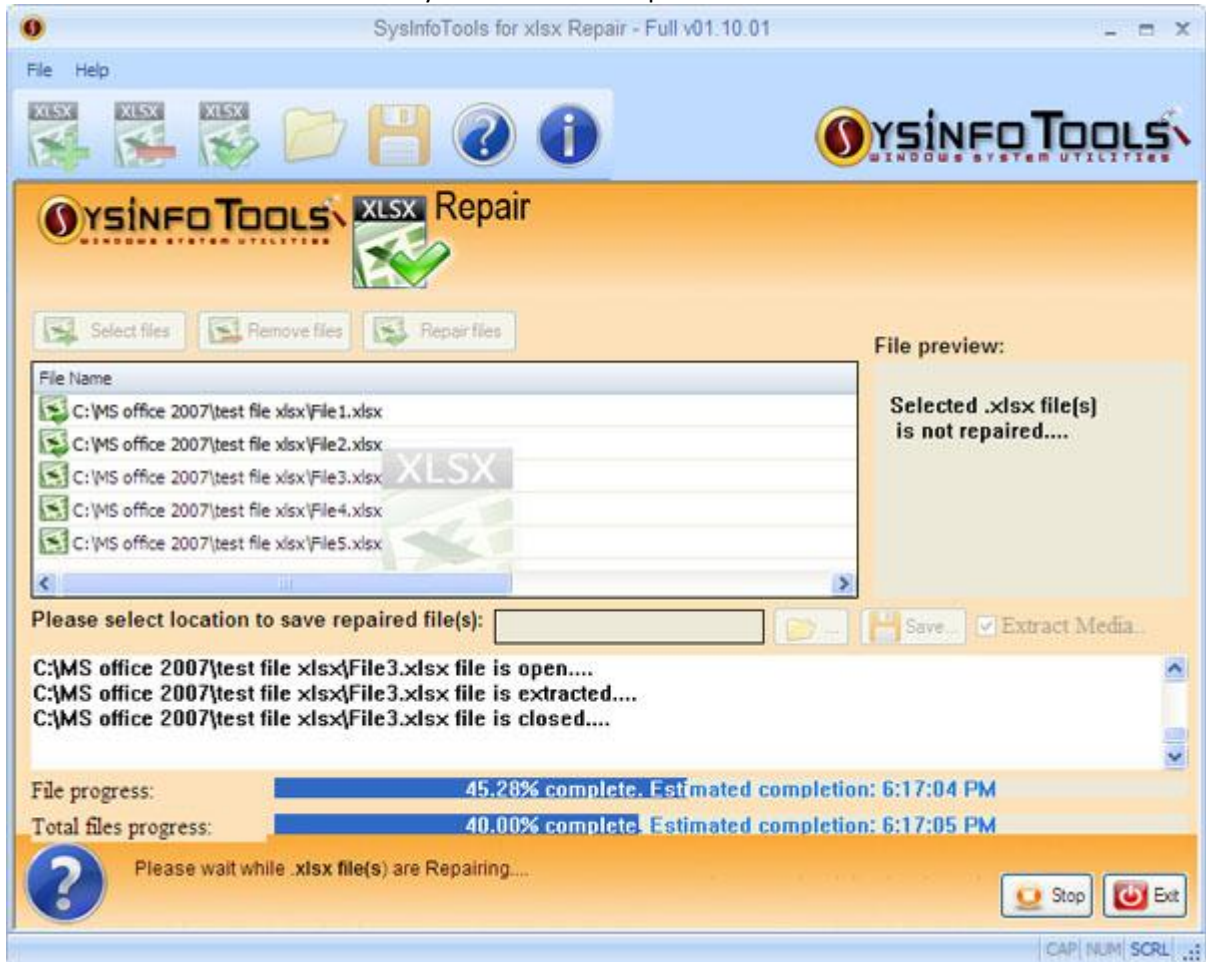
**STEP-2:** List of corrupt .xlsx file(s) will be shown in the list.

## SysInfoTools Xlsx Repair



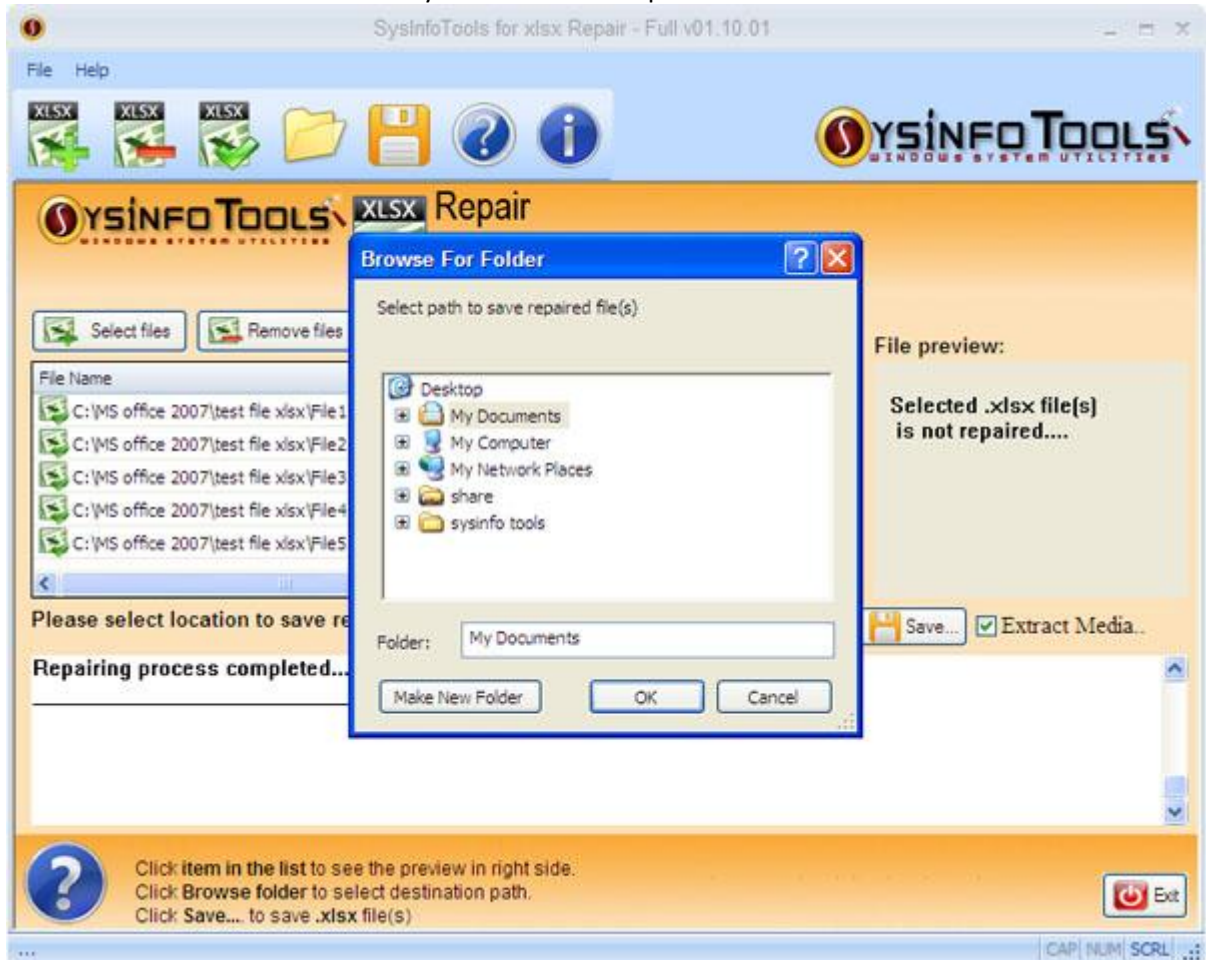
**STEP-3:** Select repair button to repair corrupt .xlsx file(s) in the list. After repairing select in the file(s) to see the preview of the selected file in the right side.

## SysInfoTools Xlsx Repair



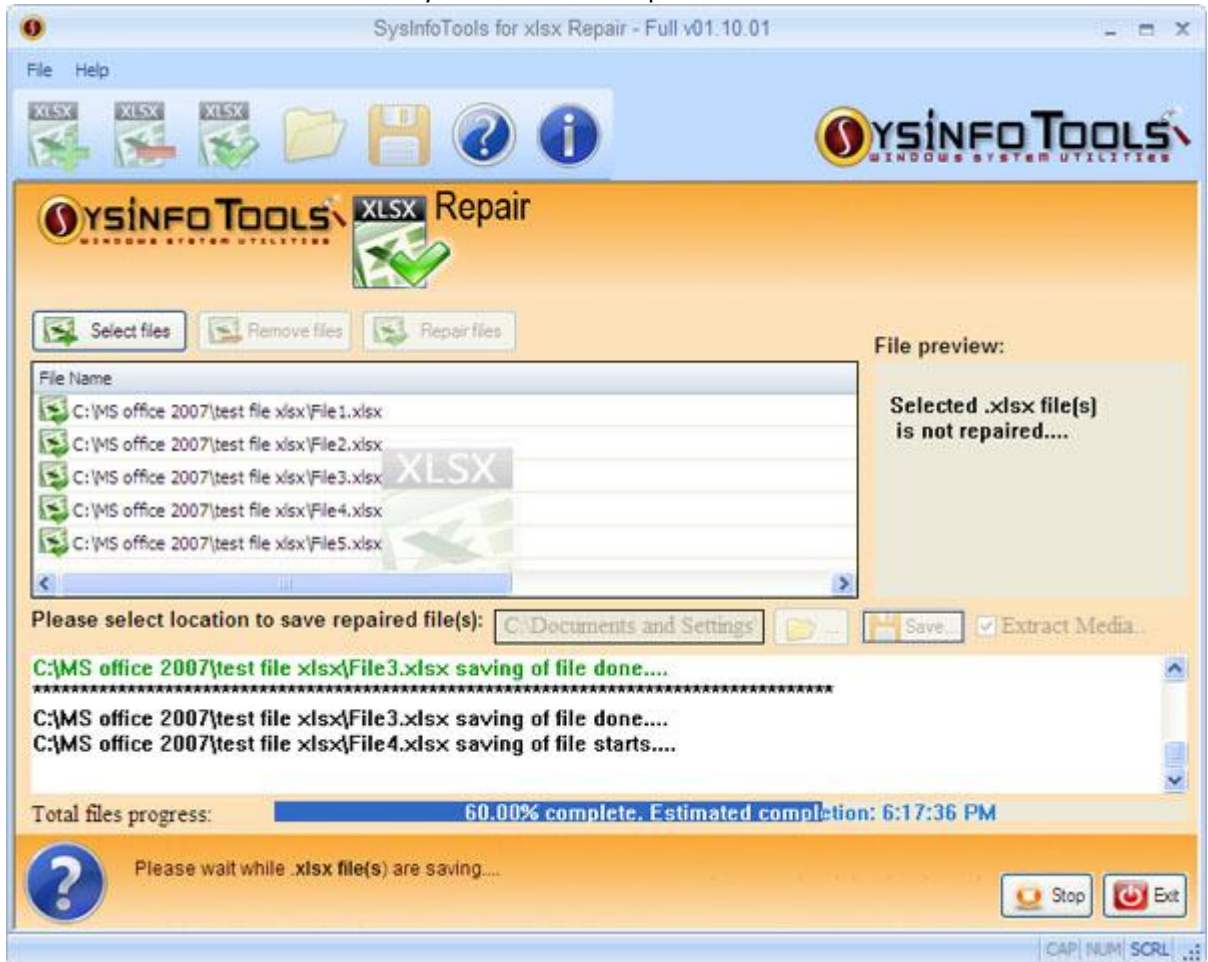
**STEP-4:** Click on browse button to select the destination path to save the repaired .xlsx file(s). Click on save button to start the saving process.

## SysInfoTools Xlsx Repair



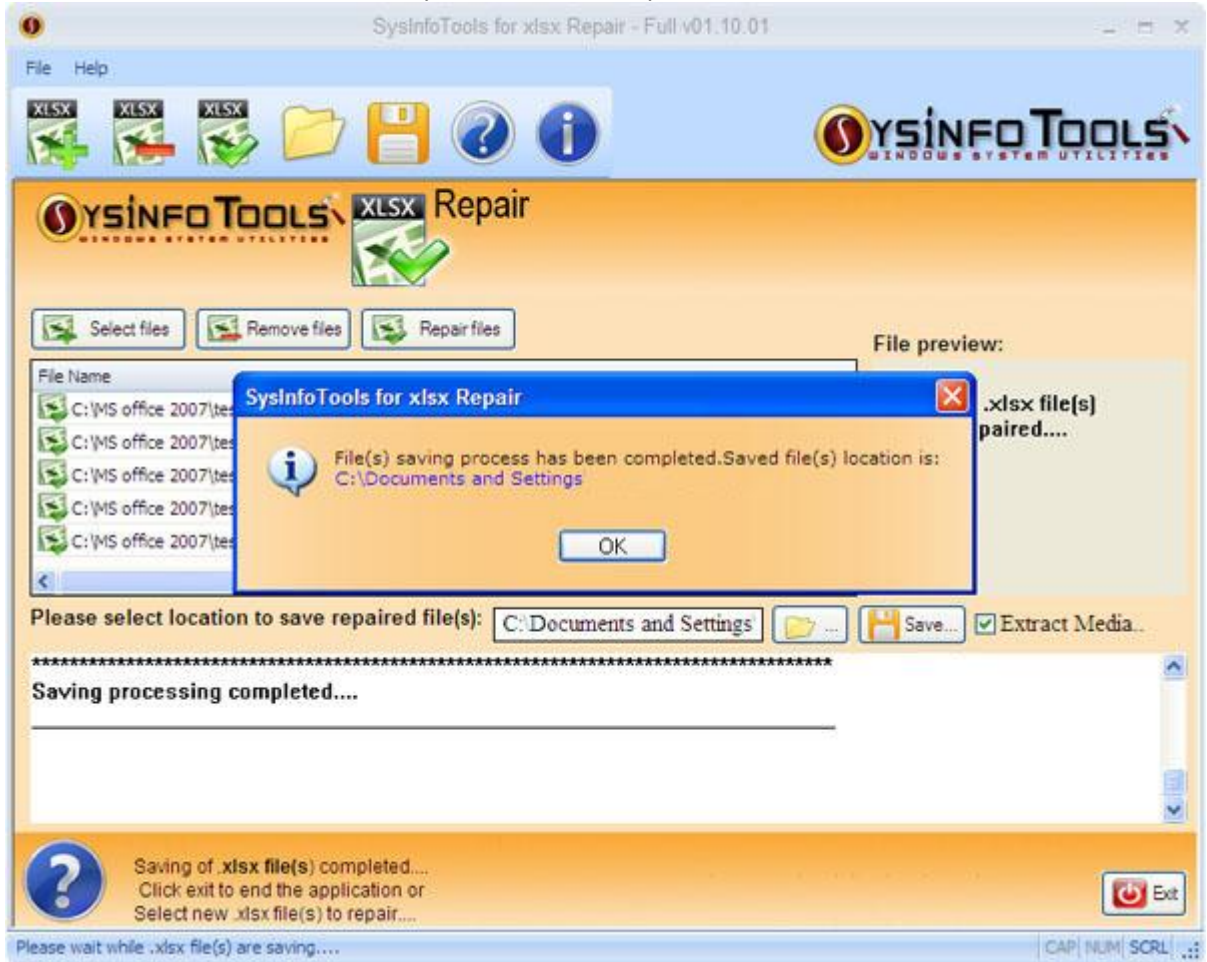
**STEP-5:** Saving process is going on here.

## SysInfoTools Xlsx Repair

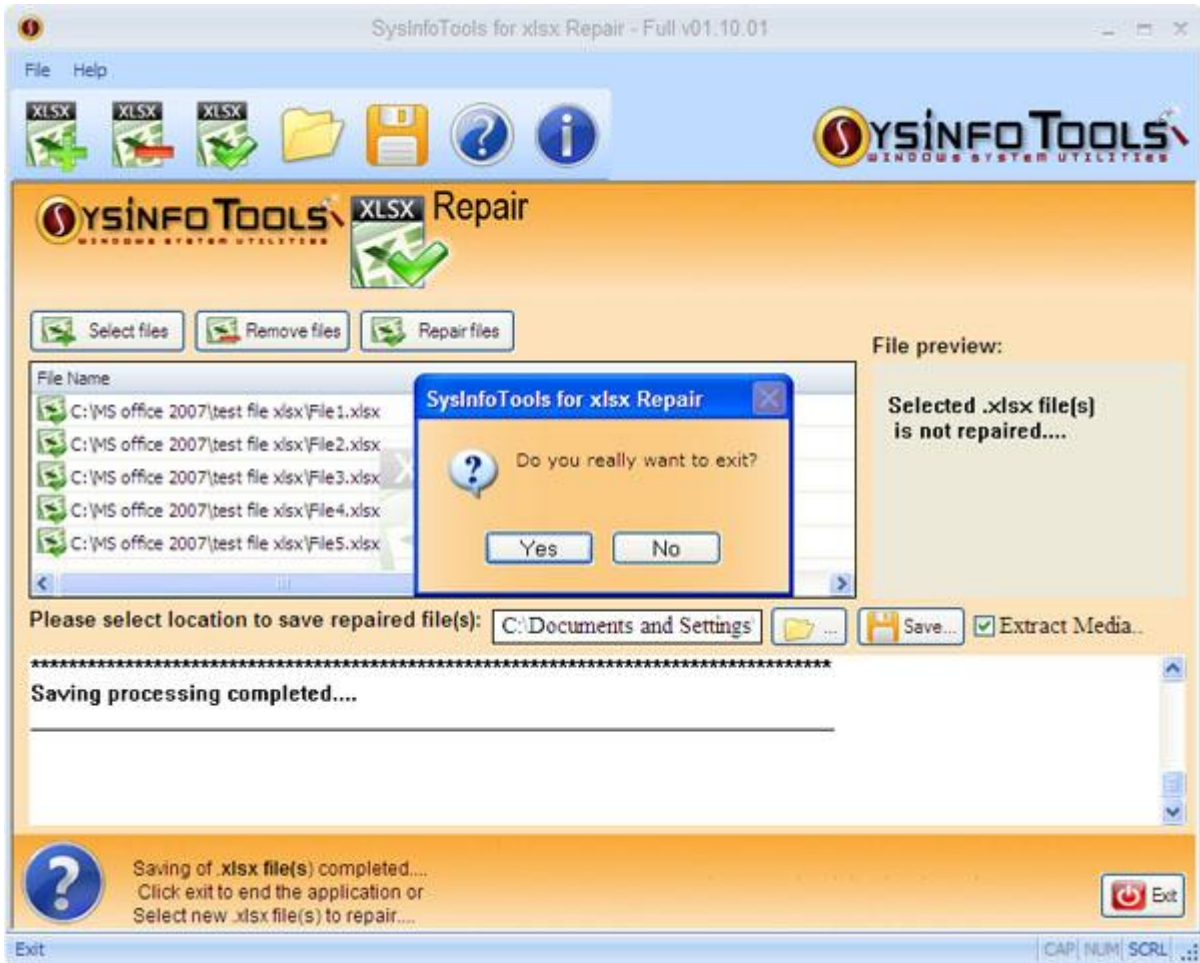


**STEP-6:** After completion of saving process click on the link to see the repaired file(s) in the destination folder.

# SysInfoTools Xlsx Repair



**STEP-7:** Click exit button to end the application or select new corrupt .xlsx file(s) to repair.

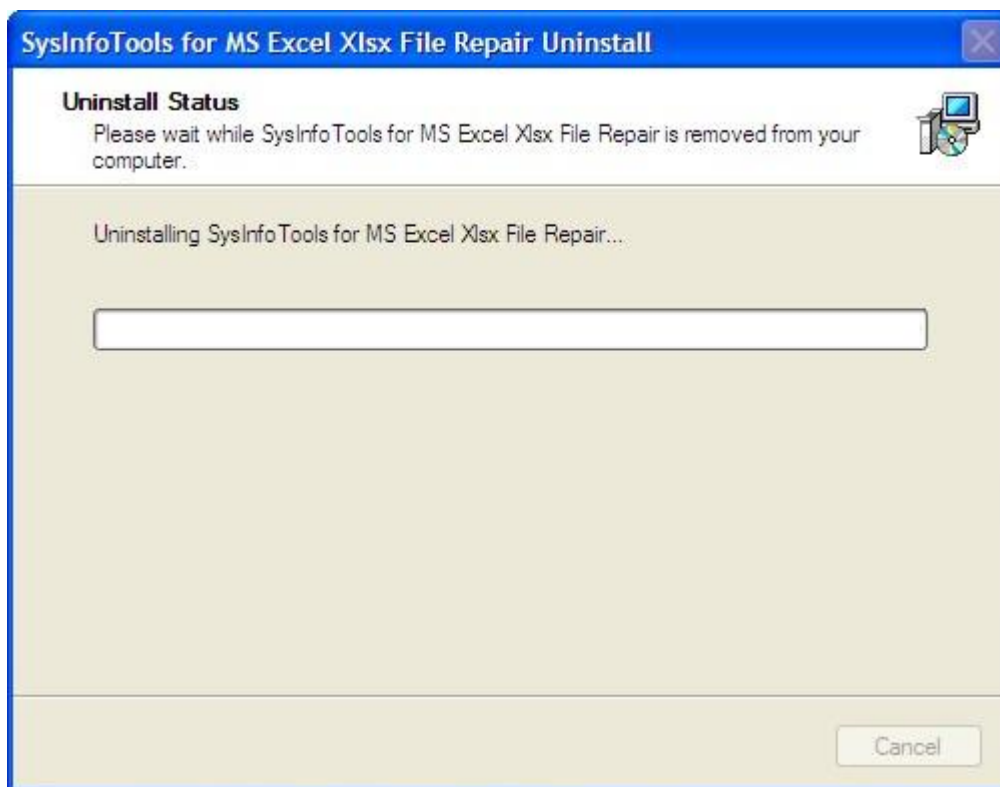


### 1.3.2 How to Uninstall the Software To Uninstall the Software:

STEP-1:



STEP-2:



STEP-3:



## 1.4 Legal Notices

[Copyright](#)(See 1.4.1)

[Disclaimer](#)(See 1.4.2)

[Trademark](#)(See 1.4.3)

[License Agreement](#)(See 1.4.4)

### 1.4.1 Copyright

SysInfoTools Xlsx Recovery software, accompanied user manual and documentation are copyright of SysInfoTools Data Recovery, with all rights reserved. Under the copyright laws, this user manual cannot be reproduced in any form without the Prior written permission of SysInfoTools. No Patent Liability is assumed, however, with respect to the use of the Information contained herein.

### 1.4.2 Disclaimer

The Information contained in this manual, including but not limited to any product specifications, is subject to change without notice. SysInfoTools Data Recovery Provides no warranty with regard to this manual or any other information contained herein and here by expressly disclaims any implied warranties of merchantability or fitness for any particular purpose with regard to any of the foregoing SysInfoTools Data Recovery assumes no liability for any damages incurred directly or indirectly from any technical or typographical errors or omissions contained herein or for discrepancies between the product and the manual. In no event shall SysInfoTools Data Recovery, be liable for any incidental, consequential special, or exemplary damages, whether based on tort, contract or otherwise, arising out of or in connection with this manual or any other information contained herein or the use there of.

### 1.4.3 Trademarks

SysInfoTools Xlsx Recovery is a registered trademark of SysInfoTools Data Recovery.

Windows 2000, 2003, XP and Windows Vista are registered trademarks of Microsoft Corporation.

All other brands and product names are trademarks or registered trademarks of their respective companies.

### 1.4.4 License Agreement

SysInfoTools Xlsx Recovery Copyright by SysInfoTools Data Recovery.

#### Your Agreement to this License

You should carefully read the following terms and conditions before using, installing or distributing this software, unless you have a different license agreement signed by SysInfoTools Data Recovery.

If you do not agree to all of the terms and conditions of this License, then: do not copy, install, distribute or use any copy of SysInfoTools Xlsx Recovery with which this License is included, you may return the complete package unused without requesting an activation key, within 30 days after purchase, for a full refund of your payment.

The terms and conditions of this License describe the permitted use and users of each Licensed Copy of SysInfoTools Xlsx Recovery. For purposes of this License, if you have a valid single-copy license, you have the right to use a single Licensed Copy of SysInfoTools Xlsx Repair; if you or your organization has a valid multi-user license, then you or your organization have - has the right to use up to a number of Licensed Copies of SysInfoTools Xlsx Recovery equal to the number of copies indicated in the documents issued by SysInfoTools when

## Scope of the License

Each Licensed Copy of SysInfoTools Xlsx Repair may either be used by a single person or used non-simultaneously by multiple people who use the software personally installed on a single workstation. This is not a concurrent user license. All rights of any kind in SysInfoTools Xlsx Recovery, which are not expressly granted in this License, are entirely and exclusively reserved to and by SysInfoTools. You may not rent, lease, modify, translate, reverse engineer, decompile, disassemble, or create derivative works based on, SysInfoTools Xlsx Repair, nor permit anyone else to do so. You may not make access to SysInfoTools Xlsx Recovery available to others in connection with a service bureau, application service provider, or similar business, nor permit anyone else to do so

## Warranty Disclaimers and Liability Limitations

SysInfoTools Xlsx Recovery , and any and all accompanying software, data and materials, are distributed and provided AS IS and with no warranties of any kind, whether expressed or implied. In particular, there is no warranty for the quality of data recovered. You acknowledge that good data processing procedure dictates that any program, including SysInfoTools Xlsx Recovery, must be thoroughly tested with non-critical data before there is any reliance on it, and you hereby assume the entire risk of all use of the copies of SysInfoTools Xlsx Recovery covered by this License. This disclaimer of warranty constitutes an essential part of this License.

In addition, in no event does SysInfoTools authorize you or anyone else to use SysInfoTools Xlsx Recovery in applications or systems where SysInfoTools Xlsx Recovery's failure to perform can reasonably be expected to result in a significant physical injury, or in loss of life. Any such use is entirely at your own risk, and you agree to hold SysInfoTools harmless from all claims or losses relating to such unauthorized use. Any such use is entirely at your own risk, and you agree to hold SysInfoTools Data Recovery harmless from any and all claims or losses relating to such unauthorized use.

## 1.5 Technical Support

We provide 24/7 online support to solve Customer queries. We have highly skilled and expert support team to solve any Software related queries of the customer. If you do not have any answer of your problems then contact our support team at: [support@sysinfotools.com](mailto:support@sysinfotools.com)

## 1.6 About SysInfoTools

Since several years SysInfoTools is a trusted name in the field of data recovery of the different types of files. The main aim of our organization is to provide the best possible solution to our customers so that our customers can recover their data as much as possible minimizing the loss of data and relief them from the frustration of data loss. we aimed at providing values to our customers and satisfy our customers in each and every way possible. our customer satisfaction is our organization reward.

We provides a wide range of softwares for different types of corrupt files recovery and repair like softwares for corrupt zip files ,MS BKF files,Open Office files(Base files,Impress files,Draw files,Calc files,Math files,writer files),MS Office 2007 files(MS word files,MS powerpoint files,MS excel files ).we also provides softwares for email recovery and repair like softwares for corrupt PST files of Microsoft Outlook and DBX files of outlook express.And we also have softwares for crashed hard disk recovery and repair like softwares for FAT recovery and NTFS recovery.In futer we will provide many other softwares for different types of Corrupt files,Database,Email migration,Desktop utilities,Network management and many more that will help our customers to recover their valuable data.

The hard drives data recovery softwares provided by our organization ensures safe and accurate data recovery from the hard drive. It does not modify the existing content of the hard drive and make the fresh copy of the recovered data.Hard drives data recovery softwares are useful in situation when there is accidental deletion of files,files deleted due to virus attacks,disk formatting,software malfunctioning.

You can buy our products directly from our site. We provides our products both by electronically and by shipment.The shipment charges are very reasonable.We provide our customers full 24x7 support and our dedicated support team assists our customer by providing them information on the queries that are raised by the customer before and after the purchase of our product.We also provides the live working videos and free demo of our products in our site so that the customer can see analysis our product before buying it.

SysinfoTools ensures our customer that it provides the best data recovery products and will keep providing in the future also.

To Visit our site click on this link: [www.sysinfotools.com](http://www.sysinfotools.com)