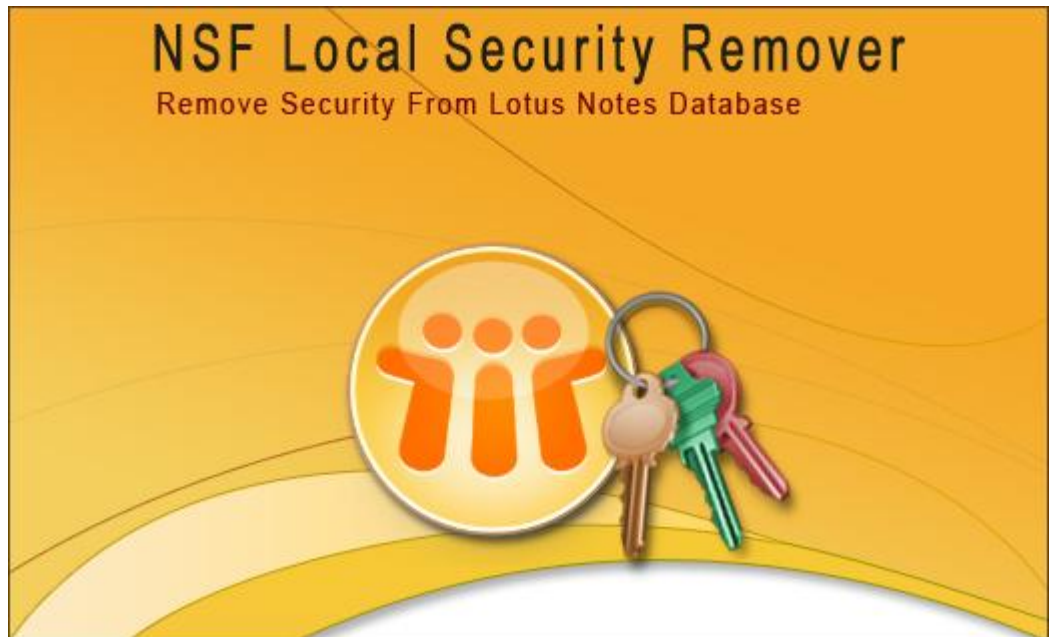


# SysInfoTools NSF Local Security Remover

## Table Of Contents

|  |    |
|--|----|
| 1. SysInfoTools NSF Local Security Remover ..... | 2  |
| 1.1 Overview .....                               | 2  |
| 1.2 Getting Started.....                         | 3  |
| 1.2.1 Installation Procedure.....                | 3  |
| 1.2.2 Order and Activate.....                    | 7  |
| 1.2.3 Launching the Software .....               | 9  |
| 1.3 Using the Software.....                      | 9  |
| 1.3.1 User Interface .....                       | 9  |
| 1.3.2 Buttons Used.....                          | 10 |
| 1.3.3 How to Use the Software.....               | 10 |
| 1.3.4 How to Undo Change Mode to NSF File .....  | 13 |
| 1.3.5 How to Uninstall the Software.....         | 14 |
| 1.4 Legal Notices .....                          | 15 |
| 1.4.1 Copyright.....                             | 15 |
| 1.4.2 Disclaimer .....                           | 16 |
| 1.4.3 Trademarks .....                           | 16 |
| 1.4.4 License Agreement .....                    | 16 |
| 1.5 Technical Support .....                      | 18 |
| 1.6 About SysInfoTools .....                     | 18 |

## 1. SysInfoTools NSF Local Security Remover



### User's Guide

SysInfoTools NSF Local Security Remover

Version 1.0

#### 1.1 Overview

NSF Local Security Remover from SysInfoTools also equipped with a remarkable feature named as undo changes that enable to undo the changes or action that went wrong. So when ever you need to access the secured NSF file and administrator is not there to provide you the access rights of NSF file then just install the NSF Local Security Remover from SysInfoTools and get full access of NSF file in just few seconds.

#### Key Features of NSF Local Security Remover: -

- Remove local security from NSF files in no time.
- Do not remove passwords

SysInfoTools NSF Local Security Remover  
from NSF files.

- Quick, efficient and cost effective solution.
- Easy to use and user friendly interface.
- Software does not changed any information from NSF file
- Safe to install software as it is free from viruses, Trojans, spyware or any adware.
- Install/uninstall support.
- Free Demo Version.

## 1.2 Getting Started

[Installation procedure](#)(See 1.2.1)

[Order and Activate](#)

[Launching the Software](#)(See 1.2.3)

### 1.2.1 Installation Procedure

#### Minimum

#### System

#### Requirement

**Operating Systems:** Windows 95, 98, 2000, 2003, 2008, ME, NT, XP, Vista, Windows 7

**Processor (CPU):** Any compatible processor

**Memory (RAM):** 128 MB or higher

**Disk Space:** No temporary file is created.

Before beginning installation, make sure that the computer meets minimum system requirements.

The installation process should start automatically on inserting the disc in its drive. If it does not, run setup from the software disc. If the software is downloaded from the internet navigate to the location of the setup and run the setup from there.

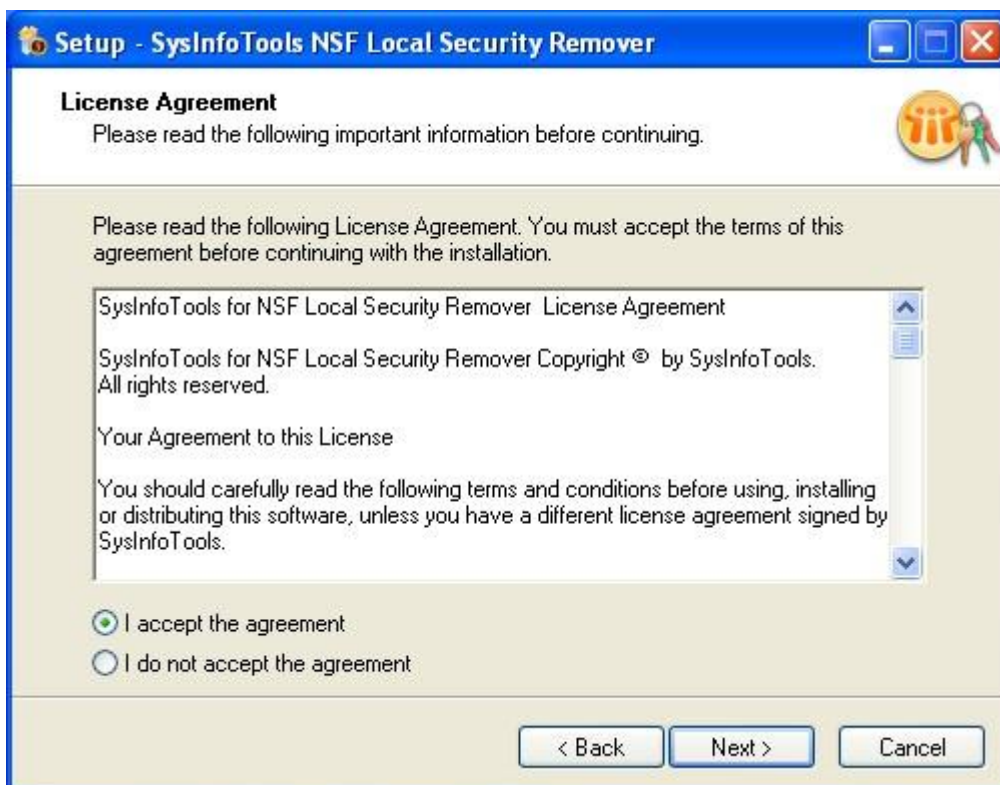
The default path for software installation is C:\Program Files\SysInfoTools NSF Local Security Remover\.

On-screen instructions directed by the setup program are as follows:

STEP-1:



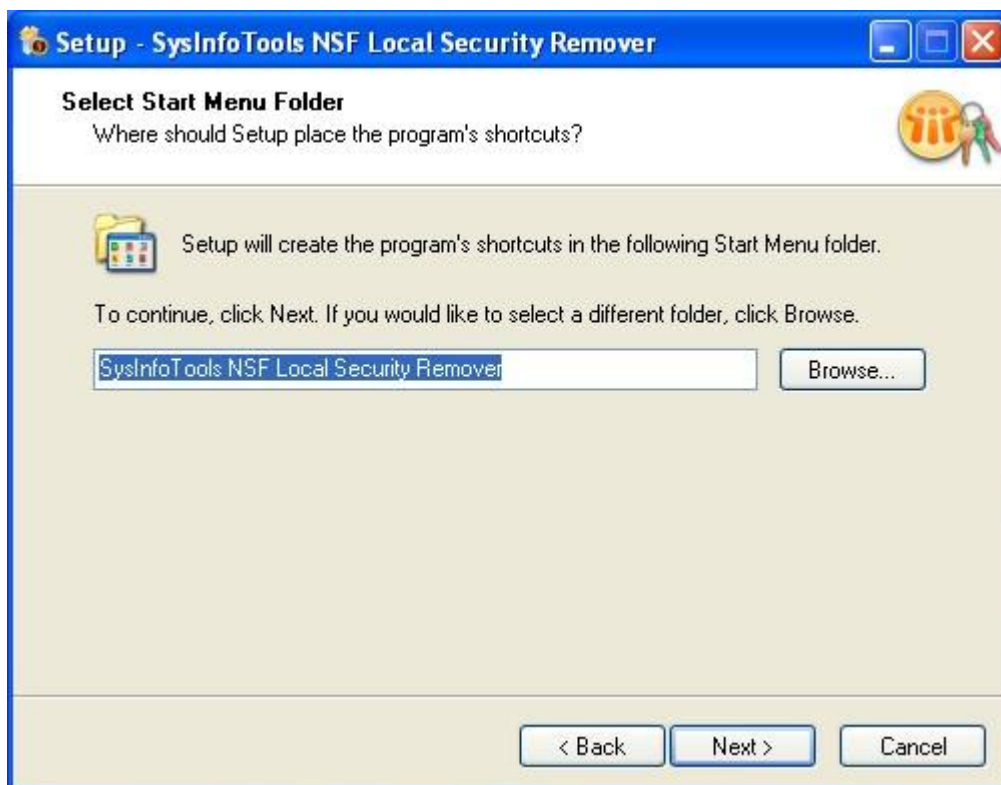
STEP-2:



STEP-3:



STEP-4:



STEP-5:

## SysInfoTools NSF Local Security Remover

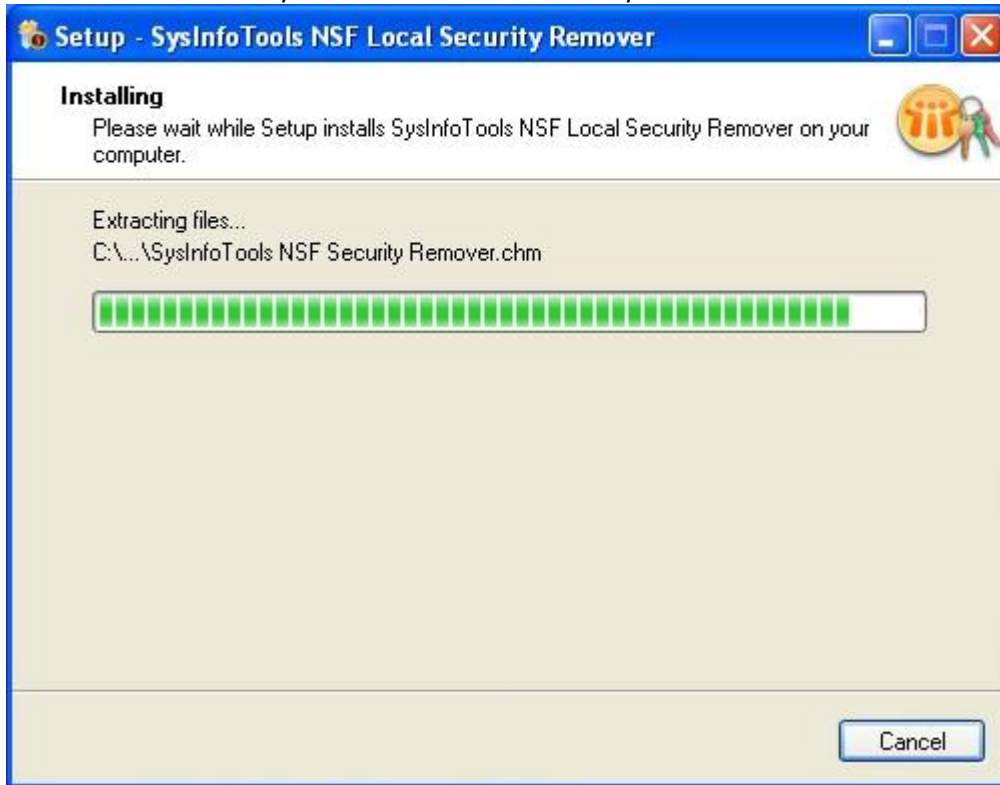


STEP-6:



STEP-7:

## SysInfoTools NSF Local Security Remover



STEP-8:



### 1.2.2 Order and Activate

[How to Order](#)(See 1.2.2.1)

[How to Activate](#)(See 1.2.2.2)

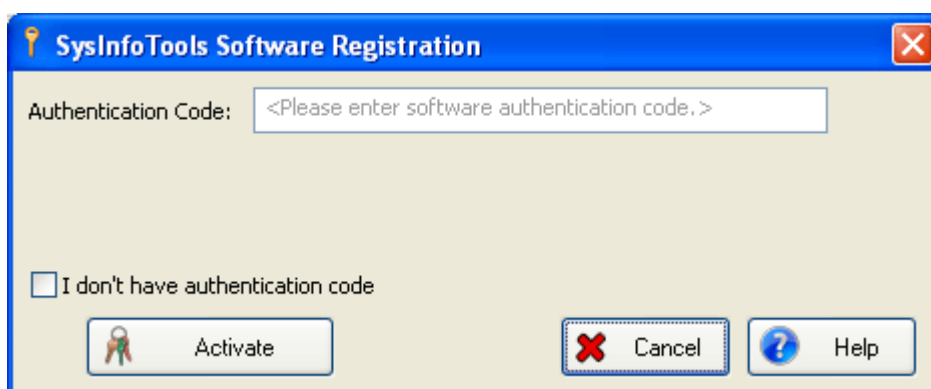
### 1.2.2.1 How to Order

The software can be purchased by making payments online. Please visit [www.sysinfotools.com/buynow/nsf-local-security-remover.html](http://www.sysinfotools.com/buynow/nsf-local-security-remover.html) to have a look at the pricing details and to place an order.

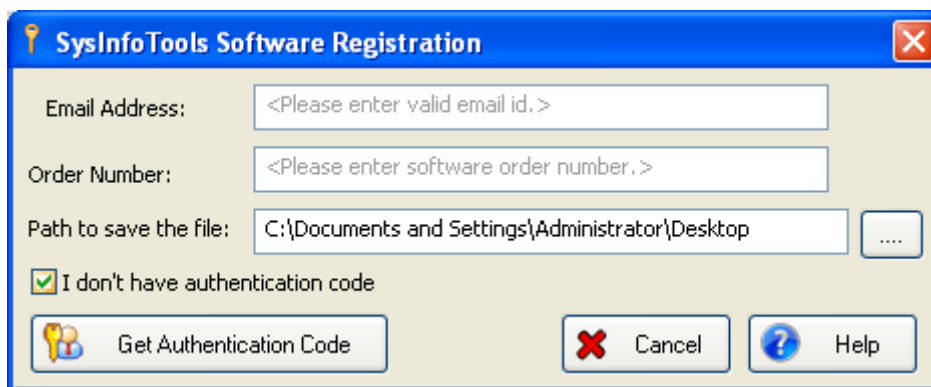
### 1.2.2.2 How to Activate

As you purchase the software, an Order Number is generated and provided to you. This order number has to be entered in the Registration window of the trial version of NSF Local Security Remover software

select the Register Software option, the following window will be displayed:



Click the I dont have Authentication Code check box, following fields will be displayed:



**Email Address:** In this field , you need to enter your email address, which you have used to register NSF Local Security Remover Software.

**Order Number:** In this field you need to enter the Order Number which has been provided to you at the time of purchasing the software.

**Path to save the file:** In this field you have to select the path where you want to save the log file which is generated after clicking on Get Authentication Code by default log file will be saved on desktop.

After the log file is generated you need to mail this log file at sales@sysinfotools.com

Our Sales team will receive your email and send you the Authentication Code with License via email, which has to be entered in the Registration Window

### 1.2.3 Launching the Software

**To start the application, do one of the following:**

- Click Start => All Programs => SysInfoTools NSF Local Security Remover=>SysInfoTools NSF Local Security Remover .
- Double click the shortcut icon on the desktop.
- Click quick launch icon on the taskbar.

## 1.3 Using the Software

[User Interface](#)(See 1.3.1)

[Buttons Used](#)(See 1.3.2)

[How to use the Software](#)(See 1.3.3)

[How to uninstall the Software](#) (See 1.3.5)



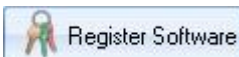
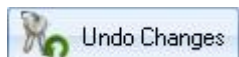

### 1.3.1 User Interface

After installation is complete and when you launch SysInfoTools NSF Local Security Remover tool the main window pops up using which you can remove local security imposed on NSF files of Lotus Notes in few mouse clicks and key strokes. The main window appears, as shown in following figure:



### 1.3.2 Buttons Used

There are various buttons used in SysInfoTools NSF Local Security Remover for fast performance and easy understanding of the software. Table lists the buttons available in the software.

|   |   |
|---|---|
|   | <p>Select this option to remove local security from NSF file and to save the undo file to desired location.</p> |
|  | <p>Select this option to protect your selected PDF file.</p>  |
|  | <p>Select this option to generate the .info file which is required to register the software.</p>                |
|  | <p>Select this option to undo changes made to the NSF file.</p>   |
|  | <p>Click this button to view User's Help Manual of SysInfoTools NSF Local Security Remover.</p>                 |

### 1.3.3 How to Use the Software

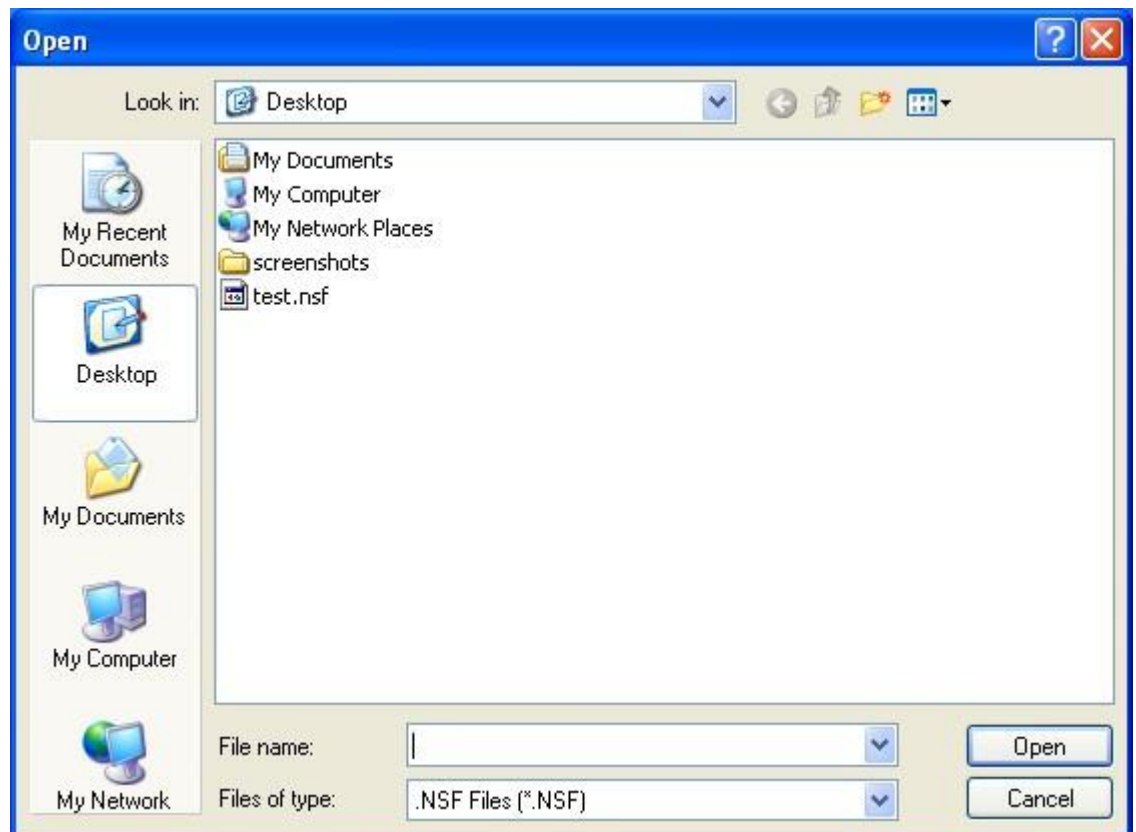
**STEP-1:** Launch SysInfoTools NSF

## Local Security

Remove software the window shown below pops up.



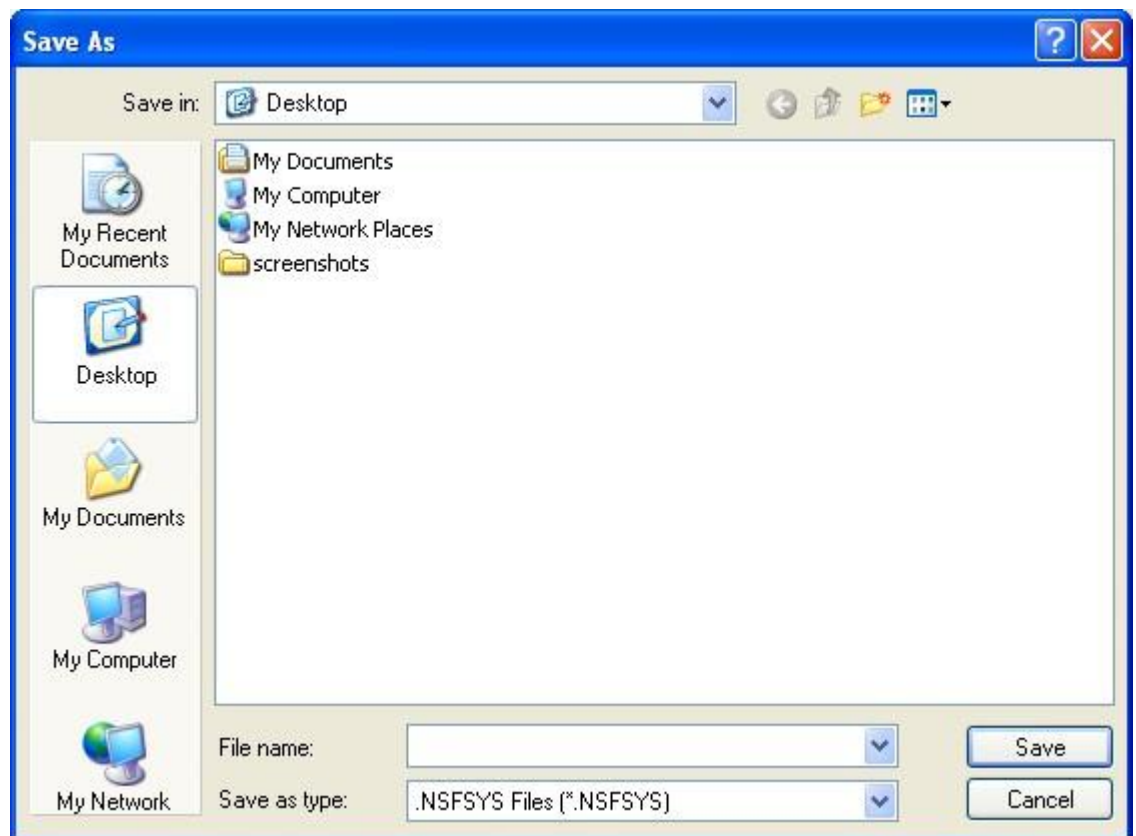
**STEP-2:** Click on **Select file** button to select the NSF file from which you want to remove local security.



**STEP-3:** Selected file is shown in the main window.



**STEP-4:** Click on **Remove local security from selected nsf file** button and select the location where you want to save the undo file.

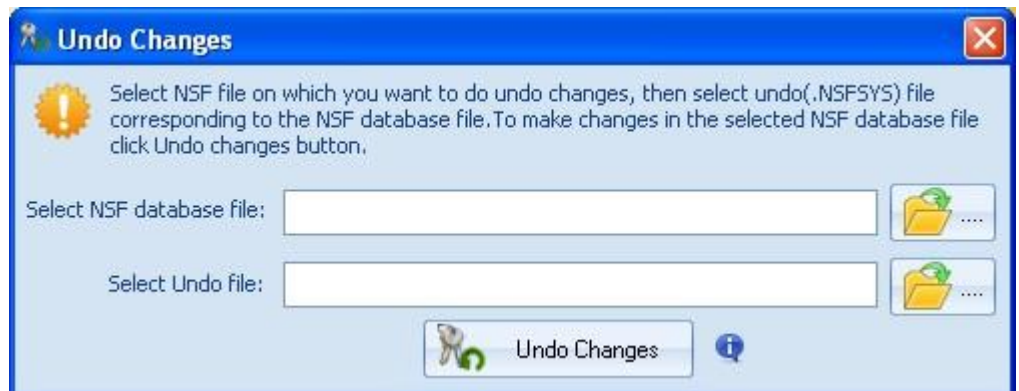


**STEP-5:** After clicking on **Save** button the message box show below will be displayed showing success.



#### 1.3.4 How to Undo Change Mode to NSF File

**STEP-1:** Select the **Undo changes** option from the software interface, Undo Changes dialog box will appear.



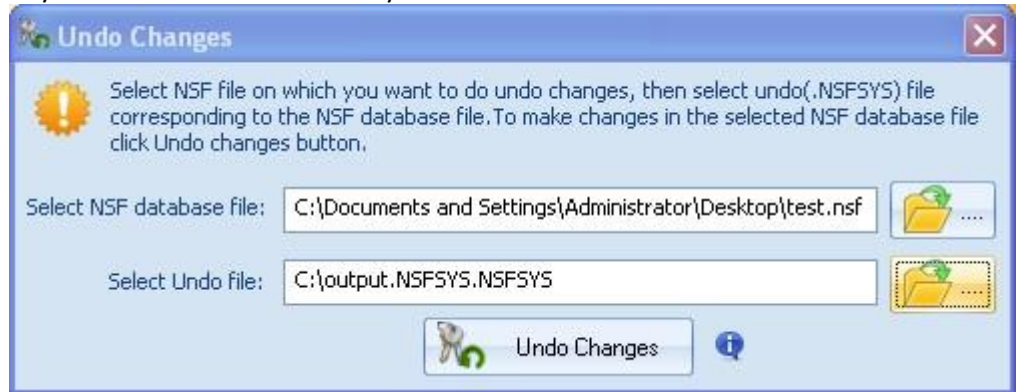
---

**STEP-2:** Click the **Browse** button beside the **Select NSF database File** field and select the .NSF file on which you want to undo the changes.

---

**STEP-3:** Click the **Browse** button beside the **Select Undo file** field and select the .NSFSYS file. The selected .NSF and .NSFSYS will be displayed in their respective fields.

### SysInfoTools NSF Local Security Remover

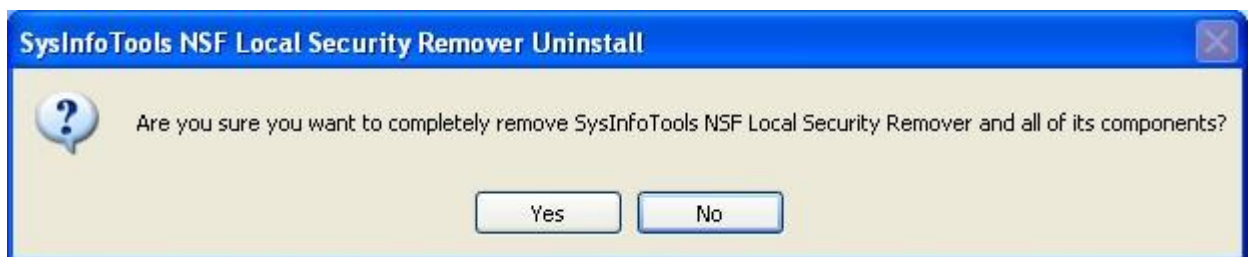


**STEP-4:** Click on **Undo Changes** button, the message shown below will appear:

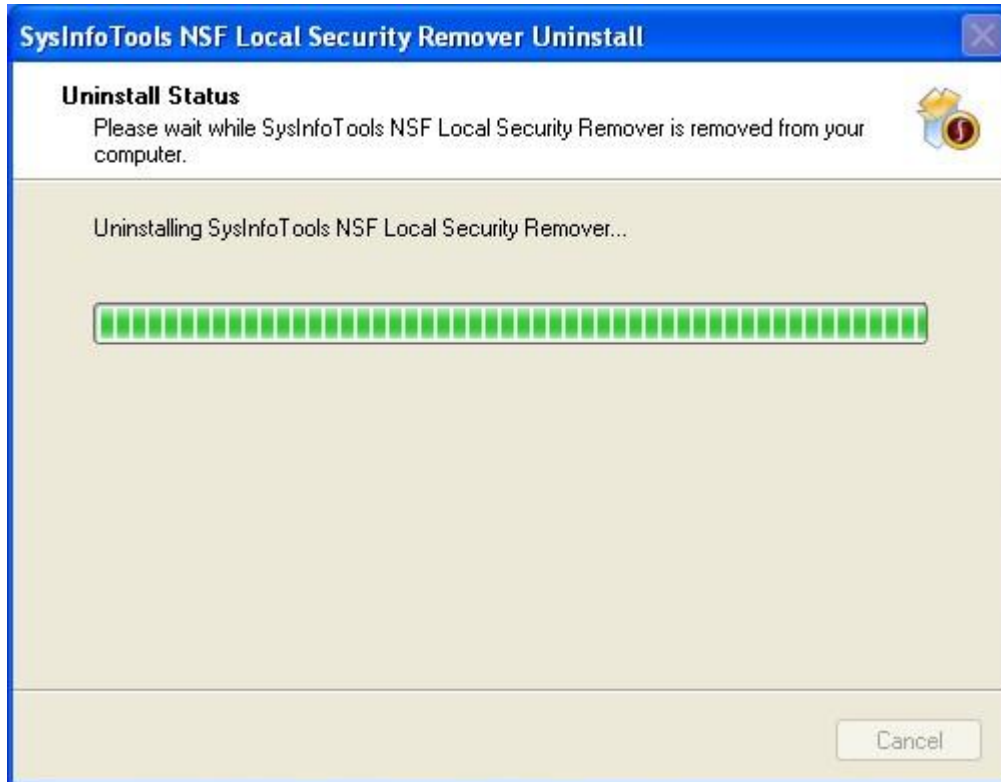


### 1.3.5 How to Uninstall the Software To Uninstall the Software:

**STEP-1:**



STEP-2:



STEP-3:



## 1.4 Legal Notices

[Copyright](#)(See 1.4.1)

[Disclaimer](#)(See 1.4.2)

[Trademark](#)(See 1.4.3)

[License Agreement](#)(See 1.4.4)

### 1.4.1 Copyright

SysInfoTools NSF Local Security Remover software, accompanied user manual and documentation are copyright of SysInfoTools Data Recovery, with all rights reserved. Under the copyright laws, this user manual cannot be reproduced in any form without the Prior written permission of SysInfoTools. No Patent Liability is assumed, however, with respect to the use of the Information contained herein.

### 1.4.2 Disclaimer

The Information contained in this manual, including but not limited to any product specifications, is subject to change without notice. SysInfoTools Data Recovery Provides no warranty with regard to this manual or any other information contained herein and here by expressly disclaims any implied warranties of merchantability or fitness for any particular purpose with regard to any of the foregoing SysInfoTools Data Recovery assumes no liability for any damages incurred directly or indirectly from any technical or typographical errors or omissions contained herein or for discrepancies between the product and the manual. In no event shall SysInfoTools Data Recovery, be liable for any incidental, consequential special, or exemplary damages, whether based on tort, contract or otherwise, arising out of or in connection with this manual or any other information contained herein or the use there of.

### 1.4.3 Trademarks

SysInfoTools NSF Local Security Remover is a registered trademark of SysInfoTools Data Recovery.

Windows 2000, 2003, XP and Windows Vista are registered trademarks of Microsoft Corporation.

All other brands and product names are trademarks or registered trademarks of their respective companies.

### 1.4.4 License Agreement

SysInfoTools NSF Local Security Remover Copyright by SysInfoTools Data Recovery.

#### Your Agreement to this License

You should carefully read the following terms and conditions before using, installing or distributing this software, unless you have a different license agreement signed by SysInfoTools Data Recovery.

If you do not agree to all of the terms and conditions of this License, then: do not copy, install, distribute or use any copy of SysInfoTools NSF Local Security Remover with which this License is included, you may return the complete package unused without requesting an activation key, within 30 days after purchase, for a full refund of your payment.

The terms and conditions of this License describe the permitted use and users of each Licensed Copy of SysInfoTools NSF Local Security Remover. For purposes of this License, if you have a valid single-copy license, you have the right to use a single Licensed Copy of SysInfoTools NSF Local Security Remover; if you or your

organization has a valid multi-user license, then you or your organization have - has the right to use up to a number of Licensed Copies of SysInfoTools NSF Local Security Remover equal to the number of copies indicated in the documents issued by SysInfoTools when granting the license.

## Scope of the License

Each Licensed Copy of SysInfoTools NSF Local Security Remover may either be used by a single person or used non-simultaneously by multiple people who use the software personally installed on a single workstation. This is not a concurrent user license. All rights of any kind in SysInfoTools Dotm Recovery, which are not expressly granted in this License, are entirely and exclusively reserved to and by SysInfoTools. You may not rent, lease, modify, translate, reverse engineer, decompile, disassemble, or create derivative works based on, SysInfoTools Dotm Repair, nor permit anyone else to do so. You may not make access to SysInfoTools NSF Local Security Remover available to others in connection with a service bureau, application service provider, or similar business, nor permit anyone else to do so.

## Warranty Disclaimers and Liability Limitations

SysInfoTools NSF Local Security Remover, and any and all accompanying software, data and materials, are distributed and provided AS IS and with no warranties of any kind, whether expressed or implied. In particular, there is no warranty for the quality of data recovered. You acknowledge that good data processing procedure dictates that any program, including SysInfoTools NSF Local Security Remover, must be thoroughly tested with non-critical data before there is any reliance on it, and you hereby assume the entire risk of all use of the copies of SysInfoTools NSF Local Security Remover covered by this License. This disclaimer of warranty constitutes an essential part of this License.

In addition, in no event does SysInfoTools authorize you or anyone else to use SysInfoTools NSF Local Security Remover in applications or systems where SysInfoTools NSF Local Security Remover's failure to perform can reasonably be expected to result in a significant physical injury, or in loss of life. Any such use is entirely at your own risk, and you agree to hold SysInfoTools harmless from all claims or losses relating to such unauthorized use. Any such use is entirely at your own risk, and you agree to hold SysInfoTools Data Recovery harmless from any and all claims

SysInfoTools NSF Local Security Remover  
or losses relating to such unauthorized use.

## 1.5 Technical Support

We provide 24/7 online support to solve Customer queries. We have highly skilled and expert support team to solve any Software related queries of the customer. If you do not have any answer of your problems then contact our support team at: [support@sysinfotools.com](mailto:support@sysinfotools.com)

## 1.6 About SysInfoTools

Since several years SysInfoTools is a trusted name in the field of data recovery of the different types of files. The main aim of our organization is to provide the best possible solution to our customers so that our customers can recover their data as much as possible minimizing the loss of data and relief them from the frustration of data loss. we aimed at providing values to our customers and satisfy our customers in each and every way possible. our customer satisfaction is our organization reward.

We provides a wide range of softwares for different types of corrupt files recovery and repair like softwares for corrupt zip files ,MS BKF files,Open Office files(Base files,Impress files,Draw files,Calc files,Math files,writer files),MS Office 2007 files(MS word files,MS powerpoint files,MS excel files ).we also provides softwares for email recovery and repair like softwares for corrupt PST files of Microsoft Outlook and DBX files of outlook express.And we also have softwares for crashed hard disk recovery and repair like softwares for FAT recovery and NTFS recovery.In futer we will provide many other softwares for different types of Corrupt files,Database,Email migration,Desktop utilities,Network management and many more that will help our customers to recover their valuable data.

The hard drives data recovery softwares provided by our organization ensures safe and accurate data recovery from the hard drive. It does not modify the existing content of the hard drive and make the fresh copy of the recovered data.Hard drives data recovery softwares are useful in situation when there is accidental deletion of files,files deleted due to virus attacks,disk formatting,software malfunctioning.

You can buy our products directly from our site. We provides our products both by electronically and by shipment.The shipment charges are very reasonable.We provide our customers full 24x7 support and our dedicated support team assists our customer by providing them information on the queries that are raised by the customer before and after the purchase of our product.We also provides the live working videos and free demo of our products in our site so that the customer can see analysis our product before buying it.

SysinfoTools ensures our customer that it provides the best data recovery products and will keep providing in the future also.

To Visit our site click on this link: [www.sysinfotools.com](http://www.sysinfotools.com)

