

# SysInfoTools MS Outlook Password Recovery

## Table Of Contents

1. SysInfoTools MS Outlook Password Recovery .....	2
1.1 Overview .....	2
1.2 Getting Started.....	3
1.2.1 Installation Procedure.....	3
1.2.2 Order and Activate.....	8
1.2.3 Launching the Software .....	9
1.3 Using the Software.....	10
1.3.1 How to Use the Software.....	10
1.3.2 How to Uninstall the Software.....	13
1.4 Legal Notices .....	14
1.4.1 Copyright.....	14
1.4.2 Disclaimer .....	15
1.4.3 Trademarks .....	15
1.4.4 License Agreement .....	15
1.5 Technical Support .....	17
1.6 About SysInfoTools .....	17

## 1. SysInfoTools MS Outlook Password Recovery



User's Guide

SysInfoTools MS Outlook Password Recovery

Version 3.0

### 1.1 Overview

But with MS Outlook Password Recovery from SysInfotools, you can recover your password easily in just few clicks and key strokes. Outlook Password Recovery from SysInfotools retrieves lost or forgotten password of Microsoft Outlook and password protected pst files. This PST password recovery tool supports the recovery of passwords of all major version of MS outlook. This can recover password of any length and display them in readable string. This utility also allows you to store the password in clipboard or file.

#### **Key Features of MS Outlook**

##### **Password Recovery: -**

- Easy to use with user friendly interface.
- Quick recovery of the

password of any length.

- supports storing of the recovered password to a file or clipboard.
- Compatible with Windows 7, Vista, 2003, XP, and 2000.
- No extra technical skills required.
- Multilingual passwords support.
- Uncover MS Outlook passwords hidden behind asterisks.
- Supports all version of MS Outlook including MS outlook 2000, 2002, 2003, and 2007.
- Install/uninstall support.

## 1.2 Getting Started

[Installation procedure](#)(See 1.2.1)

[Order and Activate](#)

[Launching the Software](#)(See 1.2.3)

### 1.2.1 Installation Procedure

#### Minimum

#### System

#### Requirement

**Operating Systems:** Windows 95, 98, 2000, 2003, 2008, ME, NT, XP, Vista, Windows 7

**Processor (CPU):** Any compatible processor

**Memory (RAM):** 128 MB or higher

**Disk Space:** No temporary file is created.

Before beginning installation, make sure that the computer meets minimum system requirements.

The installation process should start automatically on inserting the disc in its drive. If it does not, run setup from the software disc. If the software is

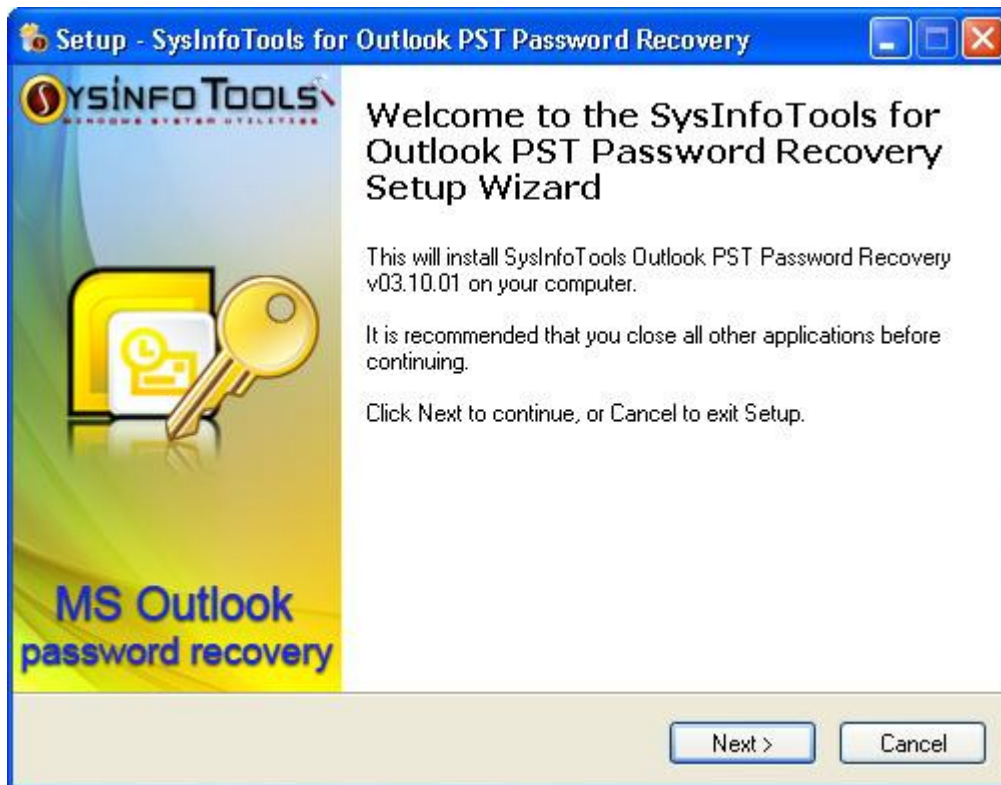
### SysInfoTools MS Outlook Password Recovery

downloaded from the internet navigate to the location of the setup and run the setup from there.

The default path for software installation is C:\Program Files\SysInfoTools MS Outlook Password Recovery.

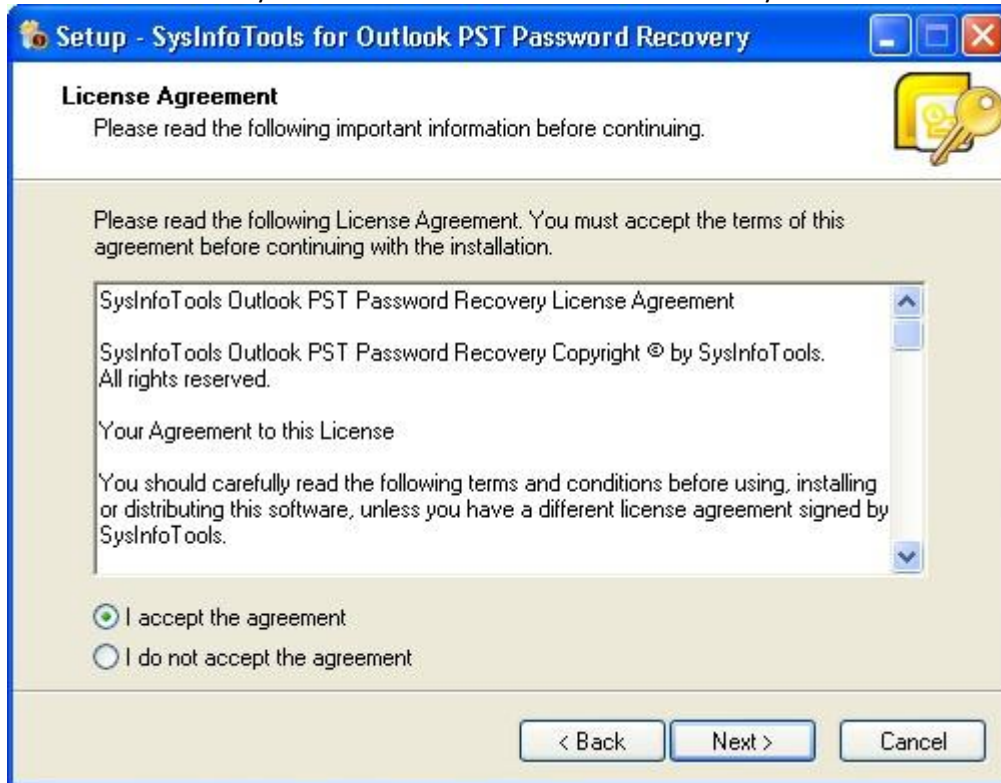
On-screen instructions directed by the setup program are as follows:

#### STEP-1:

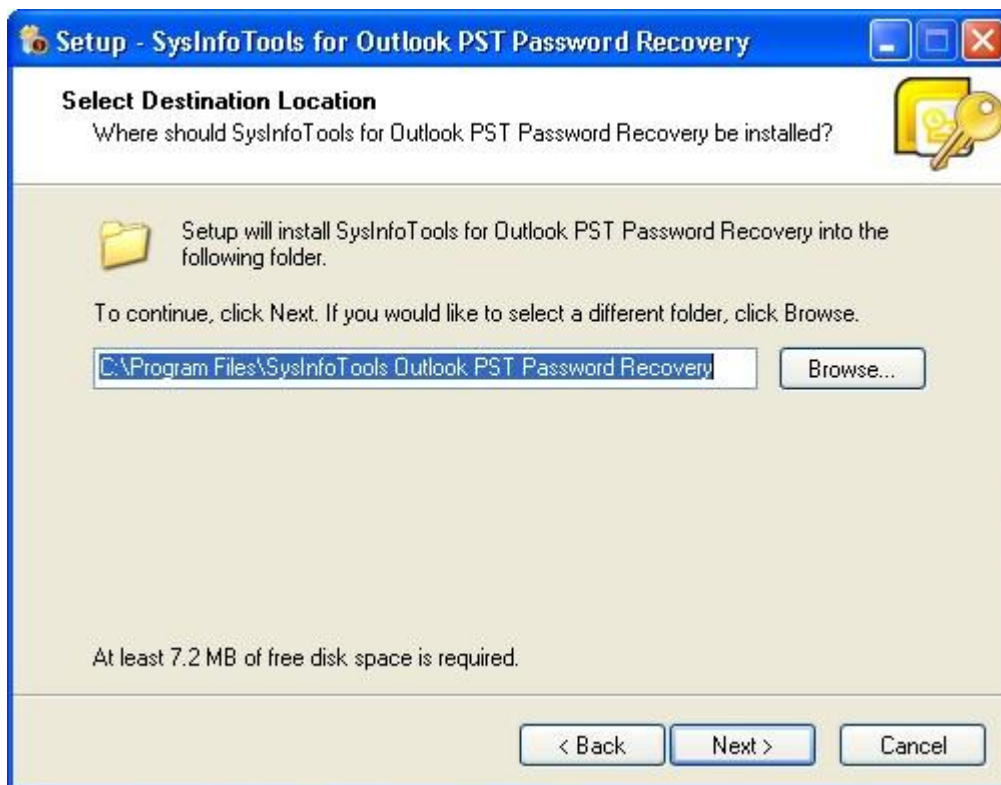


#### STEP-2:

### SysInfoTools MS Outlook Password Recovery

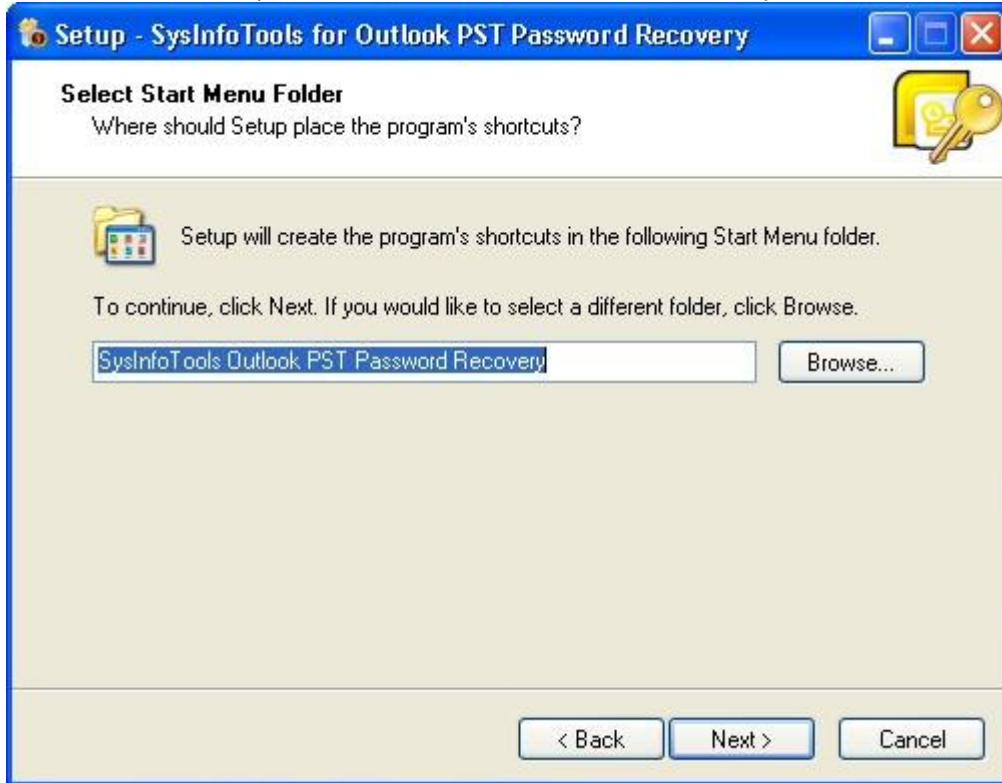


STEP-3:

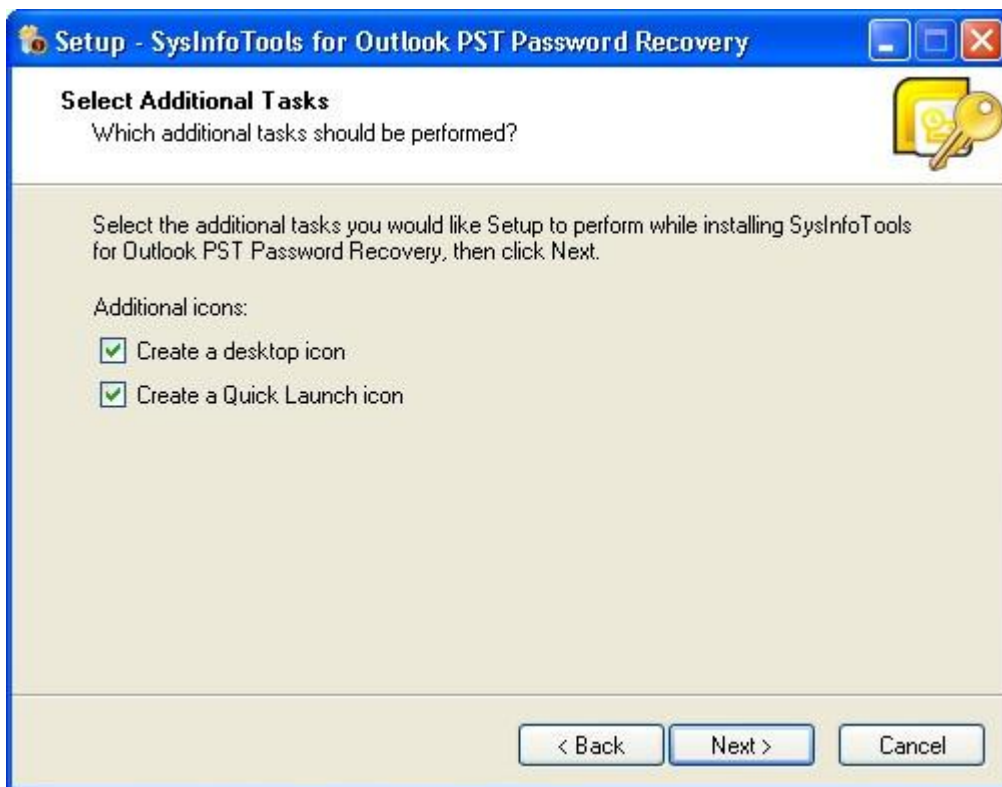


STEP-4:

SysInfoTools MS Outlook Password Recovery

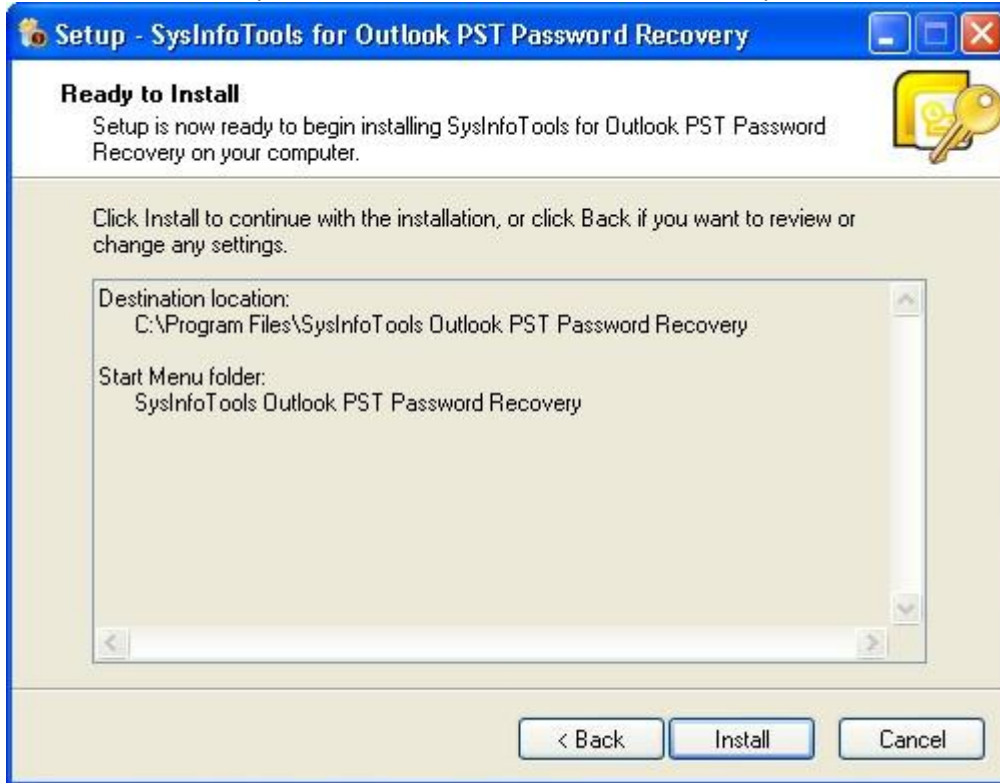


STEP-5:

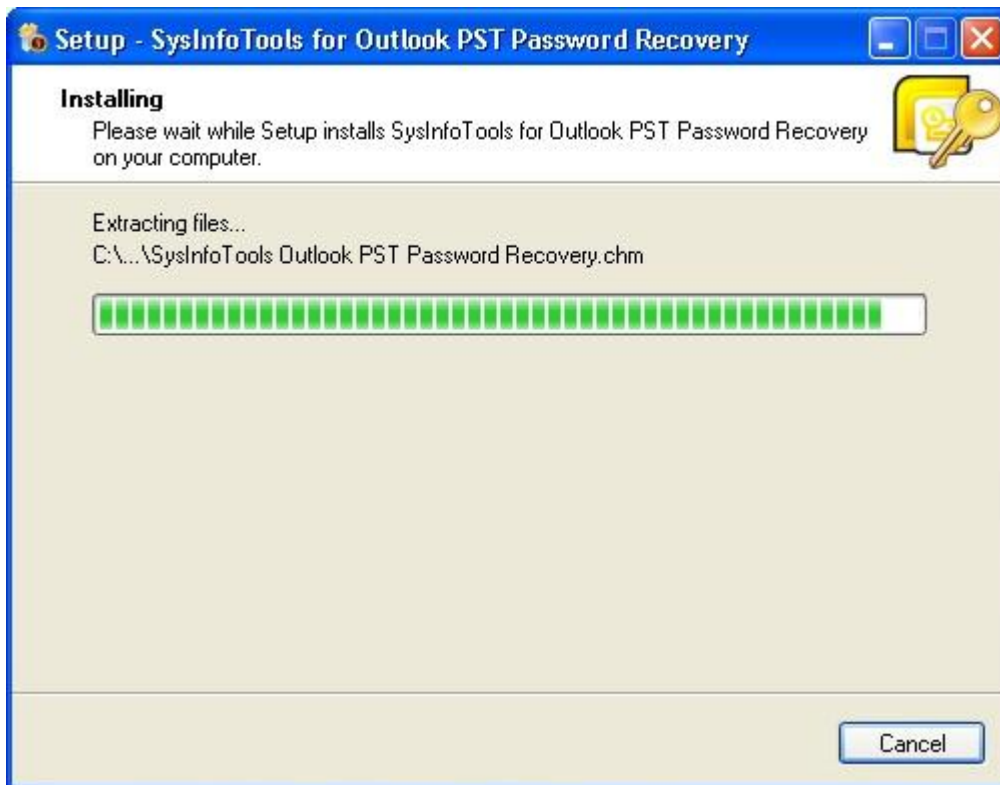


STEP-6:

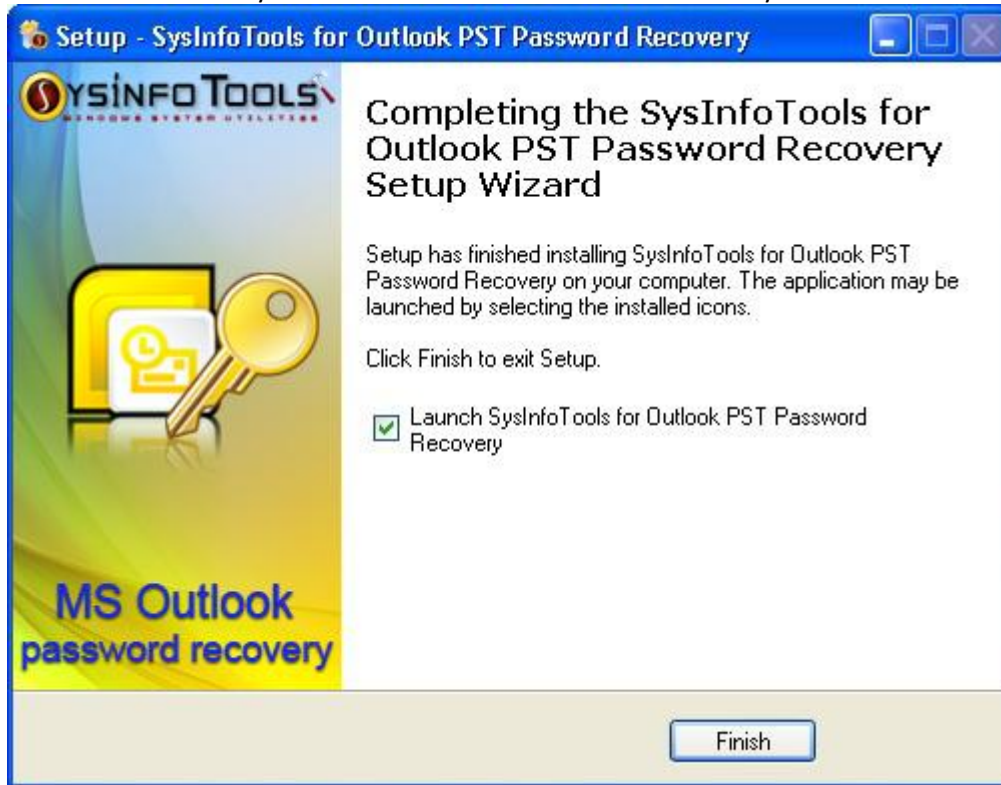
## SysInfoTools MS Outlook Password Recovery



STEP-7:



STEP-8:



## 1.2.2 Order and Activate

[How to Order](#)(See 1.2.2.1)

[How to Activate](#)(See 1.2.2.2)

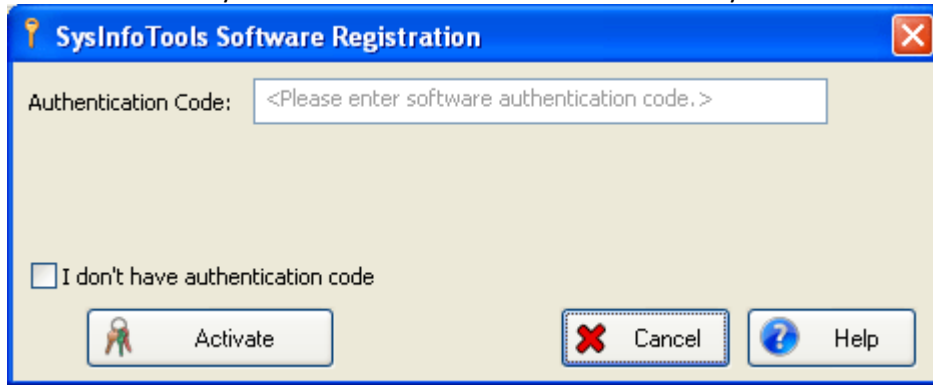
### 1.2.2.1 How to Order

The software can be purchased by making payments online. Please visit [www.sysinfotools.com/buynow/ms-outlook-password-recovery.html](http://www.sysinfotools.com/buynow/ms-outlook-password-recovery.html) to have a look at the pricing details and to place an order.

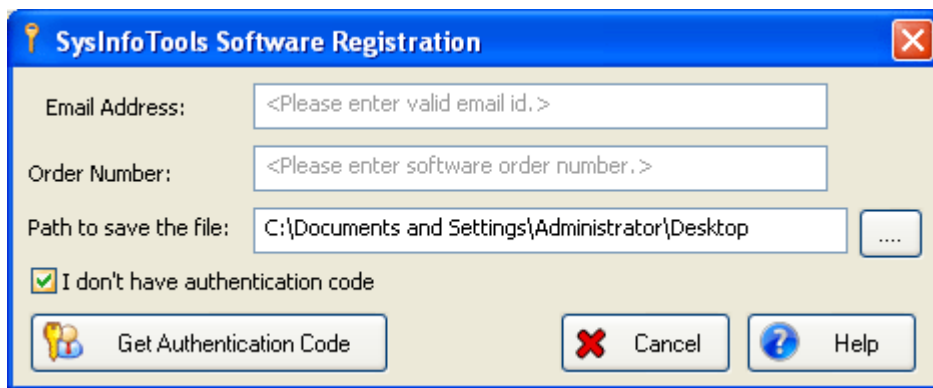
### 1.2.2.2 How to Activate

As you purchase the software, an Order Number is generated and provided to you. This order number has to be entered in the Registration window of the trial version of MS Outlook Password Recovery software

Click on Registration option present in dialog, the following window will be displayed:



Click the I dont have Authentication Code check box, following fields will be displayed:



**Email Address:** In this field , you need to enter your email address, which you have used to register MS Outlook Password Recovery Software.

**Order Number:** In this field you need to enter the Order Number which has been provided to you at the time of purchasing the software.

**Path to save the file:** In this field you have to select the path where you want to save the log file which is generated after clicking on Get Authentication Code by default log file will be saved on desktop.

After the log file is generated you need to mail this log file at [sales@sysinfotools.com](mailto:sales@sysinfotools.com)

Our Sales team will receive your email and send you the Authentication Code with License via email, which has to be entered in the Registration Window

### 1.2.3 Launching the Software

To start the application, do one of the following:

- Click Start => All Programs => SysInfoTools MS Outlook Password Recovery=>SysInfoTools MS Outlook Password Recovery .
- Double click the shortcut icon on the desktop.

- Click quick launch icon on the taskbar.

### 1.3 Using the Software

[How to use the Software](#)(See 1.3.1)

[How to uninstall the Software](#) (See 1.3.2)

#### 1.3.1 How to Use the Software

**STEP-1:**Open SysInfoTools MS Outlook Password recovery software..



**STEP-2:** Click on open button and select PST file on your computer.



---

**STEP-3:** Click on File properties button to recover the properties of file.



**STEP-4:** Click on Recover button to recover the password of selected file.



**STEP-5:** Click on Copy to clipboard button to copy the password to the clipboard. This reduces the typing errors while manually writing the password.

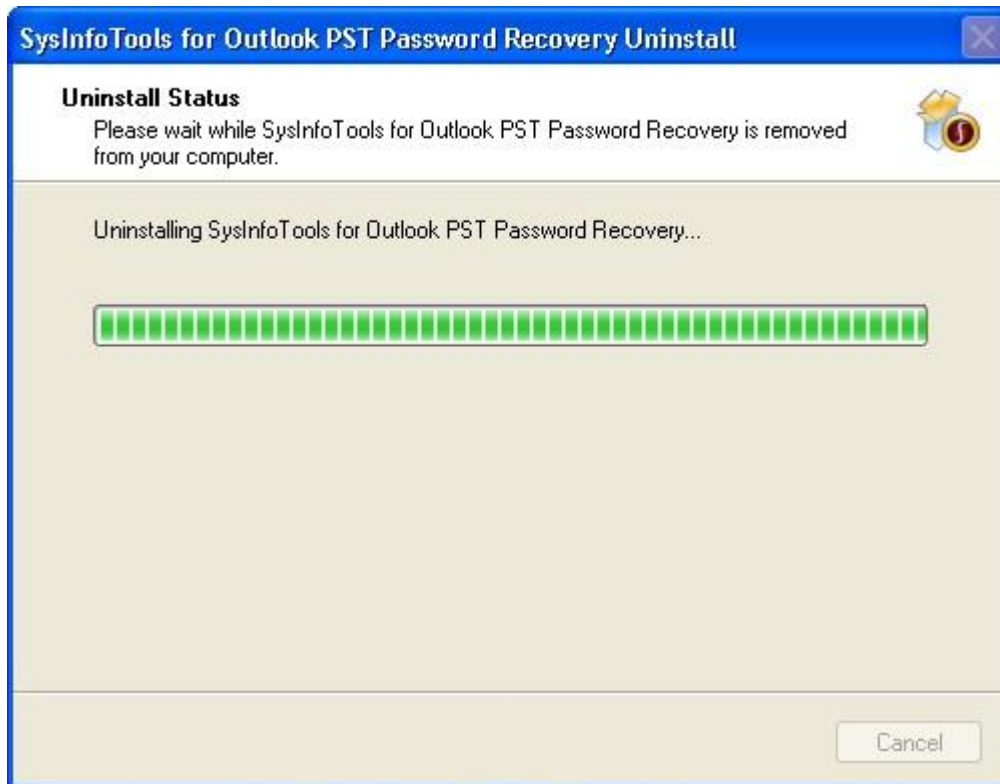
### 1.3.2 How to Uninstall the Software

**To  
Uninstall  
the  
Software:**

**STEP-1:**



STEP-2:



STEP-3:



## 1.4 Legal Notices

[Copyright](#)(See 1.4.1)

[Disclaimer](#)(See 1.4.2)

[Trademark](#)(See 1.4.3)

[License Agreement](#)(See 1.4.4)

### 1.4.1 Copyright

SysInfoTools MS Outlook Password Recovery software, accompanied user manual and documentation are copyright of SysInfoTools Data Recovery, with all rights reserved. Under the copyright laws, this user manual cannot be reproduced in any form without the Prior written permission of SysInfoTools. No Patent Liability is assumed, however, with respect to the use of the Information contained herein.

### 1.4.2 Disclaimer

The Information contained in this manual, including but not limited to any product specifications, is subject to change without notice. SysInfoTools Data Recovery Provides no warranty with regard to this manual or any other information contained herein and here by expressly disclaims any implied warranties of merchantability or fitness for any particular purpose with regard to any of the foregoing SysInfoTools Data Recovery assumes no liability for any damages incurred directly or indirectly from any technical or typographical errors or omissions contained herein or for discrepancies between the product and the manual. In no event shall SysInfoTools Data Recovery, be liable for any incidental, consequential special, or exemplary damages, whether based on tort, contract or otherwise, arising out of or in connection with this manual or any other information contained herein or the use there of.

### 1.4.3 Trademarks

SysInfoTools MS Outlook Password Recovery is a registered trademark of SysInfoTools Data Recovery.

Windows 2000, 2003, XP and Windows Vista are registered trademarks of Microsoft Corporation.

All other brands and product names are trademarks or registered trademarks of their respective companies.

### 1.4.4 License Agreement

SysInfoTools MS Outlook Password Recovery Copyright by SysInfoTools Data Recovery.

#### Your Agreement to this License

You should carefully read the following terms and conditions before using, installing or distributing this software, unless you have a different license agreement signed by SysInfoTools Data Recovery.

If you do not agree to all of the terms and conditions of this License, then: do not copy, install, distribute or use any copy of

SysInfoTools MS Outlook Password Recovery with which this License is included, you may return the complete package unused without requesting an activation key, within 30 days after purchase, for a full refund of your payment.

The terms and conditions of this License describe the permitted use and users of each Licensed Copy of SysInfoTools MS Outlook Password Recovery. For purposes of this License, if you have a valid single-copy license, you have the right to use a single Licensed Copy of SysInfoTools MS Outlook Password Recovery;

### 1.4.2 Disclaimer

The Information contained in this manual, including but not limited to any product specifications, is subject to change without notice. SysInfoTools Data Recovery Provides no warranty with regard to this manual or any other information contained herein and here by expressly disclaims any implied warranties of merchantability or fitness for any particular purpose with regard to any of the foregoing SysInfoTools Data Recovery assumes no liability for any damages incurred directly or indirectly from any technical or typographical errors or omissions contained herein or for discrepancies between the product and the manual. In no event shall SysInfoTools Data Recovery, be liable for any incidental, consequential special, or exemplary damages, whether based on tort, contract or otherwise, arising out of or in connection with this manual or any other information contained herein or the use there of.

### 1.4.3 Trademarks

SysInfoTools MS Outlook Password Recovery is a registered trademark of SysInfoTools Data Recovery.

Windows 2000, 2003, XP and Windows Vista are registered trademarks of Microsoft Corporation.

All other brands and product names are trademarks or registered trademarks of their respective companies.

### 1.4.4 License Agreement

SysInfoTools MS Outlook Password Recovery Copyright by SysInfoTools Data Recovery.

#### Your Agreement to this License

You should carefully read the following terms and conditions before using, installing or distributing this software, unless you have a different license agreement signed by SysInfoTools Data Recovery.

If you do not agree to all of the terms and conditions of this License, then: do not copy, install, distribute or use any copy of SysInfoTools MS Outlook Password Recovery with which this License is included, you may return the complete package unused without requesting an activation key, within 30 days after purchase, for a full refund of your payment.

The terms and conditions of this License describe the permitted use and users of each Licensed Copy of SysInfoTools MS Outlook Password Recovery. For purposes of this License, if you have a valid single-copy license, you have the right to use a single Licensed Copy of SysInfoTools MS Outlook Password Recovery;

## 1.5 Technical Support

We provide 24/7 online support to solve Customer queries. We have highly skilled and expert support team to solve any Software related queries of the customer. If you do not have any answer of your problems then contact our support team at: [support@sysinfotools.com](mailto:support@sysinfotools.com)

## 1.6 About SysInfoTools

Since several years SysInfoTools is a trusted name in the field of data recovery of the different types of files. The main aim of our organization is to provide the best possible solution to our customers so that our customers can recover their data as much as possible minimizing the loss of data and relief them from the frustration of data loss. we aimed at providing values to our customers and satisfy our customers in each and every way possible. our customer satisfaction is our organization reward.

We provides a wide range of softwares for different types of corrupt files recovery and repair like softwares for corrupt zip files ,MS BKF files,Open Office files(Base files,Impress files,Draw files,Calc files,Math files,writer files),MS Office 2007 files(MS word files,MS powerpoint files,MS excel files ).we also provides softwares for email recovery and repair like softwares for corrupt PST files of Microsoft Outlook and DBX files of outlook express.And we also have softwares for crashed hard disk recovery and repair like softwares for FAT recovery and NTFS recovery.In futer we will provide many other softwares for different types of Corrupt files,Database,Email migration,Desktop utilities,Network management and many more that will help our customers to recover their valuable data.

The hard drives data recovery softwares provided by our organization ensures safe and accurate data recovery from the hard drive. It does not modify the existing content of the hard drive and make the fresh copy of the recovered data.Hard drives data recovery softwares are useful in situation when there is accidental deletion of files,files deleted due to virus attacks,disk formatting,software malfunctioning.

You can buy our products directly from our site. We provides our products both by electronically and by shipment.The shipment charges are very reasonable.We provide our customers full 24x7 support and our dedicated support team assists our customer by providing them information on the queries that are raised by the customer before and after the purchase of our product.We also provides the live working videos and free demo of our products in our site so that the customer can see analysis our product before buying it.

SysinfoTools ensures our customer that it provides the best data recovery products and will keep providing in the future also.

To Visit our site click on this link: [www.sysinfotools.com](http://www.sysinfotools.com)

