

# SysInfoTools Exchange BKF Recovery v2.0

## Table Of Contents

1. SysInfoTools Exchange BKF Recovery v2.0 .....	2
2. Overview .....	2
3. Getting Started .....	3
3.1 Installation Procedure .....	3
4. Order and Activation .....	3
4.1 How to Order .....	3
4.2 How to Activate .....	4
5. Using SysInfoTools Exchange BKF Recovery v2.0 .....	5
5.1 Understanding the User Interface .....	5
5.2 Button Used .....	5
5.3 How to used Exchange BKF Recovery v2.0 .....	6
6. Uninstall the Software .....	12
7. Legal Notice .....	13
7.1 Copyright .....	14
7.2 Disclaimer .....	14
7.3 Trademarks .....	14
7.4 License Agreement .....	14
8. Technical Support .....	16
9. About SysInfoTools .....	16

## 1. SysInfoTools Exchange BKF Recovery v2.0



## 2. Overview

**SysInfoTools Exchange BKF Recovery** is a powerful repair tool, which successfully repaired corrupted Exchange BKF files without affecting the originality of file. This tool recovered maximum possible data from corrupted Exchange BKF files of the user. Exchange BKF Repair software works flawlessly to recover .edb files, .stm files and log files from the corrupt exchange bkf files.

### Key features of BKF Recovery:

- Using this software user can recover data from corrupt Exchange BKF files.
- Metadata of recovered files (.edb, .stm and log files) will remain preserved.
- Supports recovery of large size MS Exchange BKF files.
- Support UNICODE characters.
- Restore the file at user specified location.
- Advance search options to quickly search the recovered the files.
- Supports all Windows versions (98, 2000, ME, XP, 2003, vista, Windows7).
- Intuitive GUI with hierarchical tree structure of file(s) and folder(s) recovered from corrupt exchange bkf files.
- Easy to use, no technical skills required.

### Updated Features:

- User can see the file properties.
- **Interface of software has been changed with advanced features:** Now the interface is more attractive and easy to use.

- **Saving of files in "Search files" option:** Now user can save specific search files in the desired location.
- **Log file for Exchange BKF file recovery:** Using this feature user can save all the process of recovery of Exchange BKF file in text file.
- **Preview for recovered files:** Support preview of recovered files.

Difference between Demo version and full version:

Demo Version of the software recovers the files from corrupt exchange bkf files and shows them in the list, but you cannot save the recover items in the demo version of the software. Using the full version of software you can save the recovered of exchange bkf files.

### 3. Getting Started

- [Installation Procedure](#)(See 3.1)
- [Order And Activation](#)(See 4.)

#### 3.1 Installation Procedure

1. Download demo version of the software setup from the below link:

<http://www.sysinfotools.com/demo-version/SysInfoTools-Exchange-BKF-Recovery.exe>

2. Double click the setup to install the software on your system.

3. Follow the steps on the setup wizard to install software.

4. After completion, setup wizard will popup the message of setup completion on your screen.

5. Click finish to launch the software on your system.

### 4. Order and Activation

- [How to Order](#)(See 4.1)
- [How to Activate](#)(See 4.2)

#### 4.1 How to Order

The software can be purchased by making payments online. Click on the below link to have a look at the pricing details and to place an order.

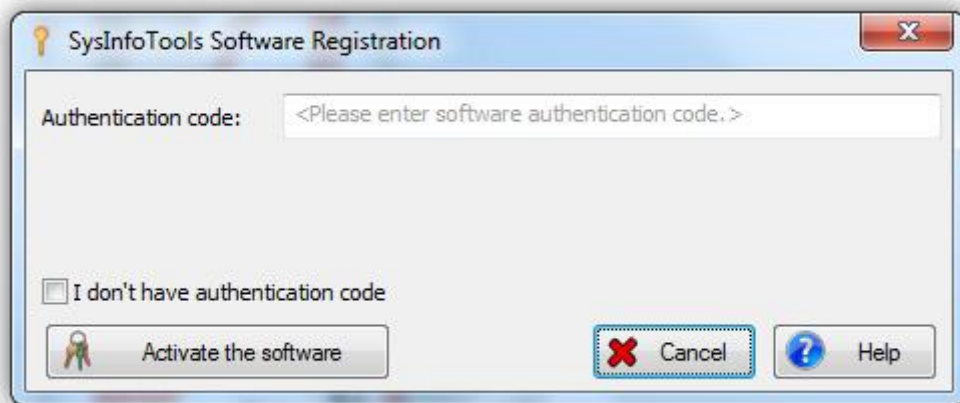
[www.sysinfotools.com/buynow/exchange-bkf-recovery.html](http://www.sysinfotools.com/buynow/exchange-bkf-recovery.html)

Once the payment is received, an order number is sent via e-mail.

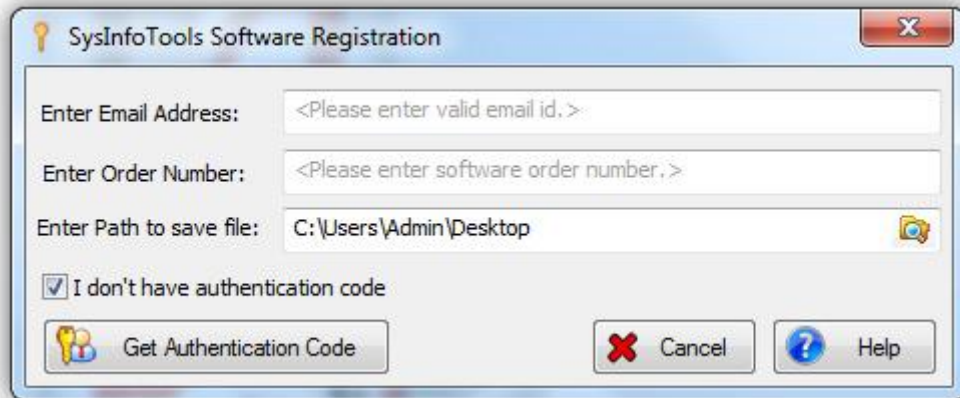
## 4.2 How to Activate

As you purchase the software, an Order Number is generated and provided to you. This order number has to be entered in the Registration window of the full version of Exchange BKF Recovery v2.0 software

- Open SysInfoTools Exchange BKF Recovery v2.0 software in your system, software registration dialog will popup on your screen to enter software authentication key.



- Click the "**I don't have Authentication Code**" check box, following fields will be displayed in the registration dialog



**Email Address:** In this field , you need to enter your email address, which you have used to register Exchange BKF Recovery v2.0 Software.

**Order Number:** In this field you need to enter the Order Number which has been provided to you at the time of purchasing the software.

**Path to save the file:** Select the path where you want to save the .info file which is generated after clicking on "**Get Authentication Code**" , by default .info file will saved on desktop of your system.

Send this **.info file** generated by the software at sales@sysinfotools.com , after getting .info file sales department will send you software activation key within 5-10 minutes.

**For any software related queries email at:** support@sysinfotools.com

## 5. Using SysInfoTools Exchange BKF Recovery v2.0

- [Understanding the User Interface](#)(See 5.1)
- [Button Used](#)(See 5.2)
- [How to Use the BKF Recovery software](#)(See 5.3)









### 5.1 Understanding the User Interface



### 5.2 Button Used

Buttons	Button Name	Description
	Open	Click on this button to open Exchange BKF file.

### SysInfoTools Exchange BKF Recovery v2.0

	Stop	Click on this button to stop the BKF programme.
	Save	Click on this button to save the Exchange BKF files.
	Search	Click on this button to search file from the list.
	Save Log	Click on this button to save log for the Exchange BKF file.
	Load BKF	Click on this button to load Exchange BKF recovery snapshot.
	Save Snapshot	Click on this button to save Exchange BKF recovery snapshot.
	Help	Click on this button for the help of SysInfoTools Exchange BKF Repair v2.0.
	About	Click on this button to know about the SysInfoTools Exchange BKF Repair v2.0.

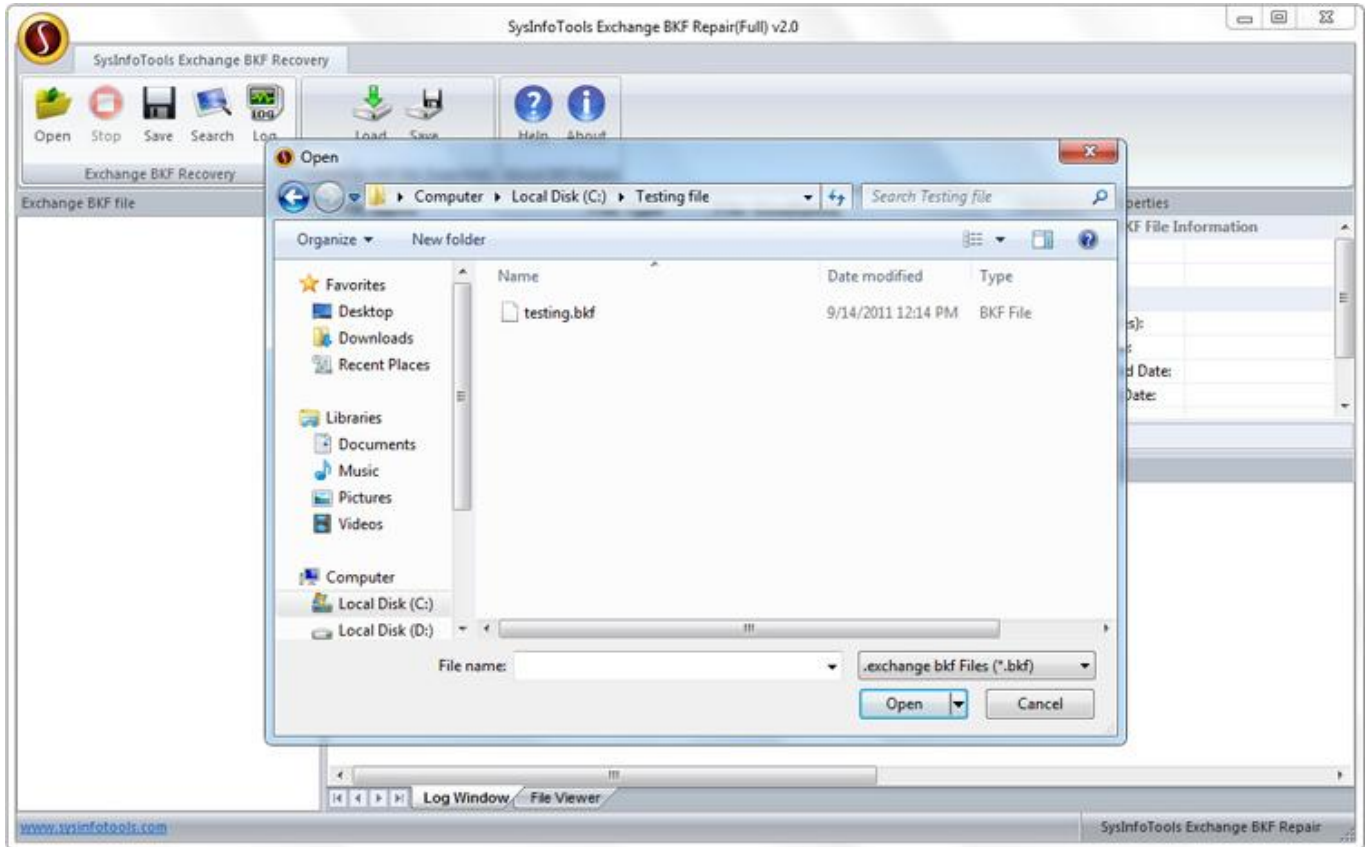
### 5.3 How to used Exchange BKF Recovery v2.0

**Step-1** :- Click "**Open**" Button to select corrupt .bkf file(s).

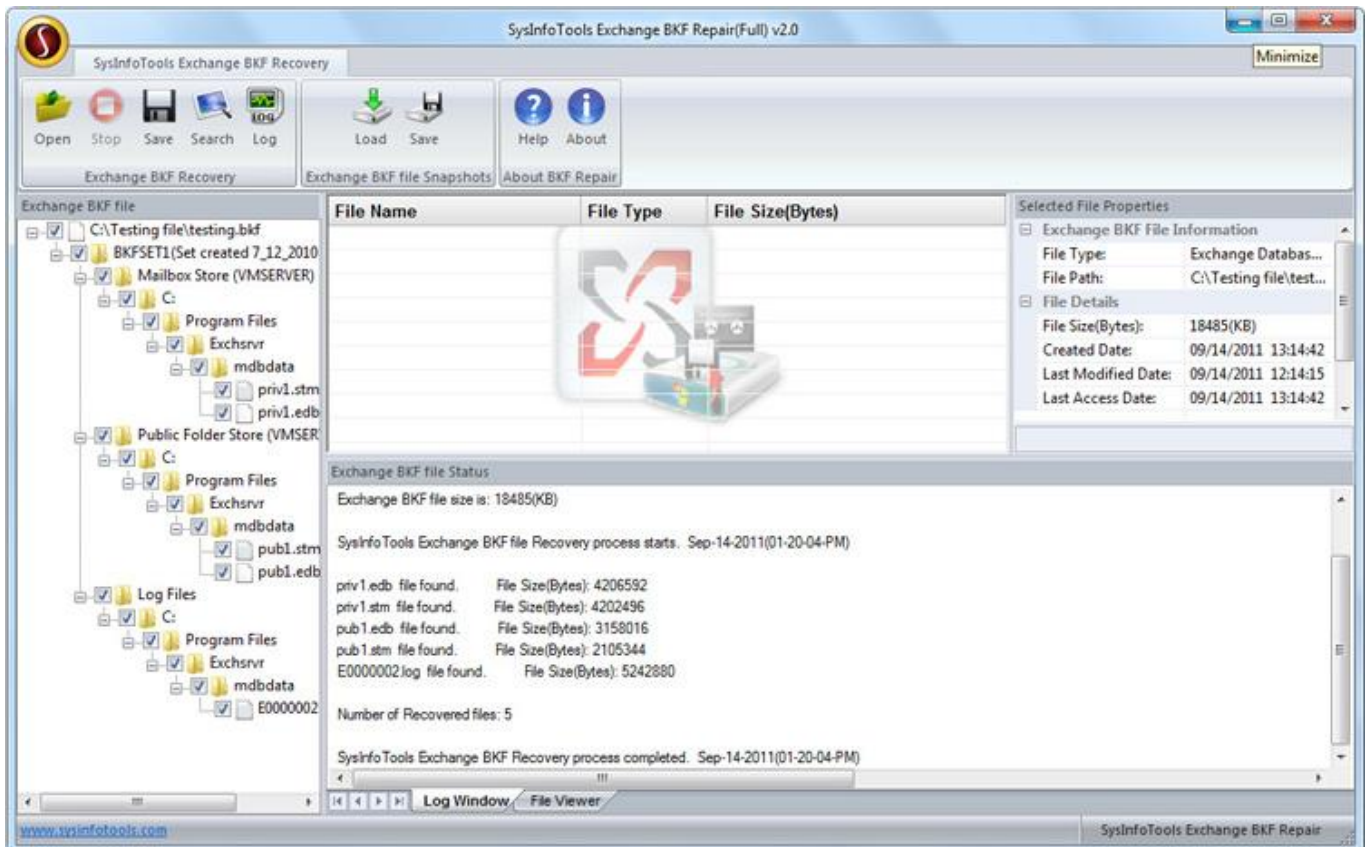


## SysInfoTools Exchange BKF Recovery v2.0

Step-2 :- Select corrupt .bkf file(s) from the open window to repair.

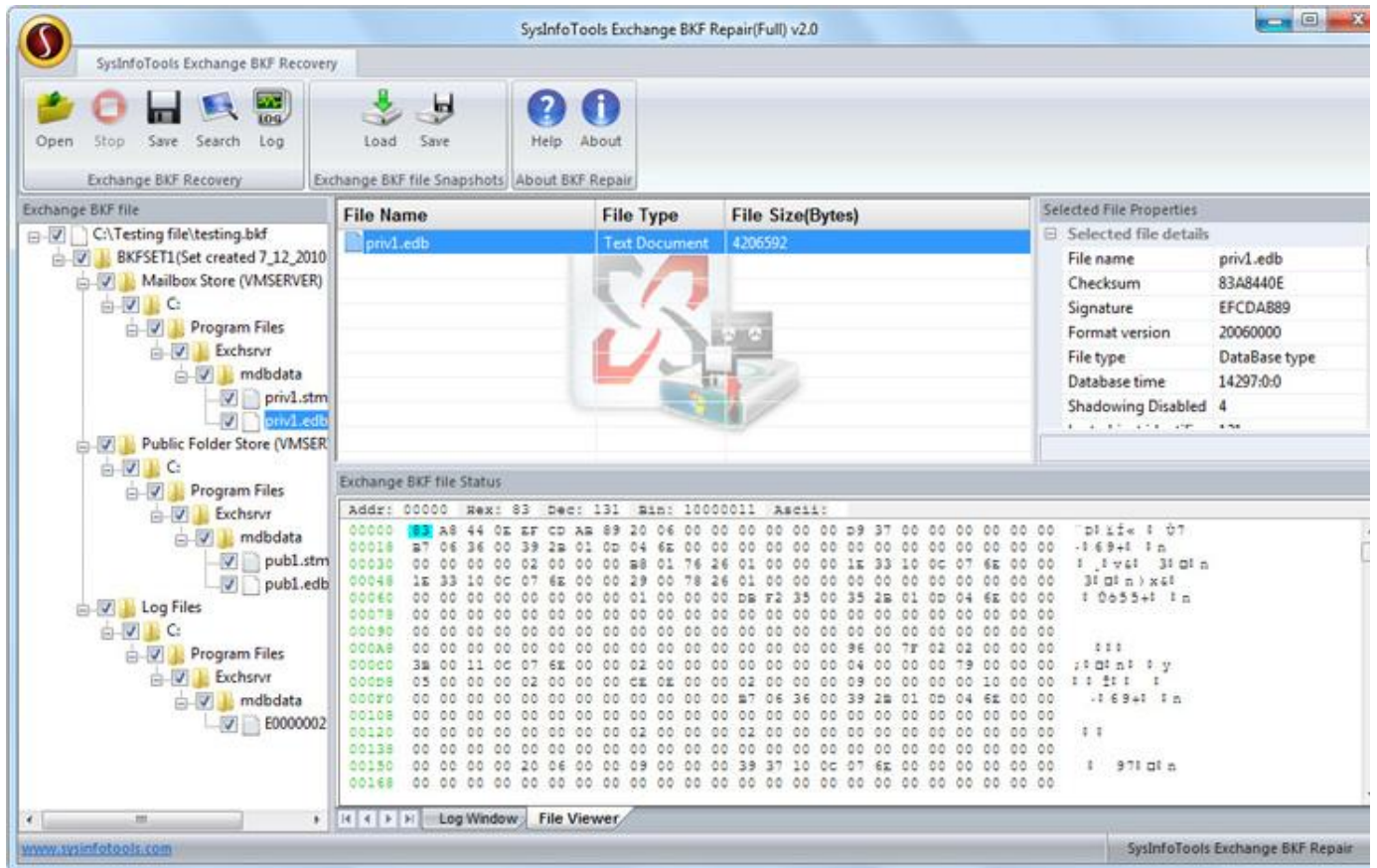


Step-3 :- Recover items will be display in the tree.

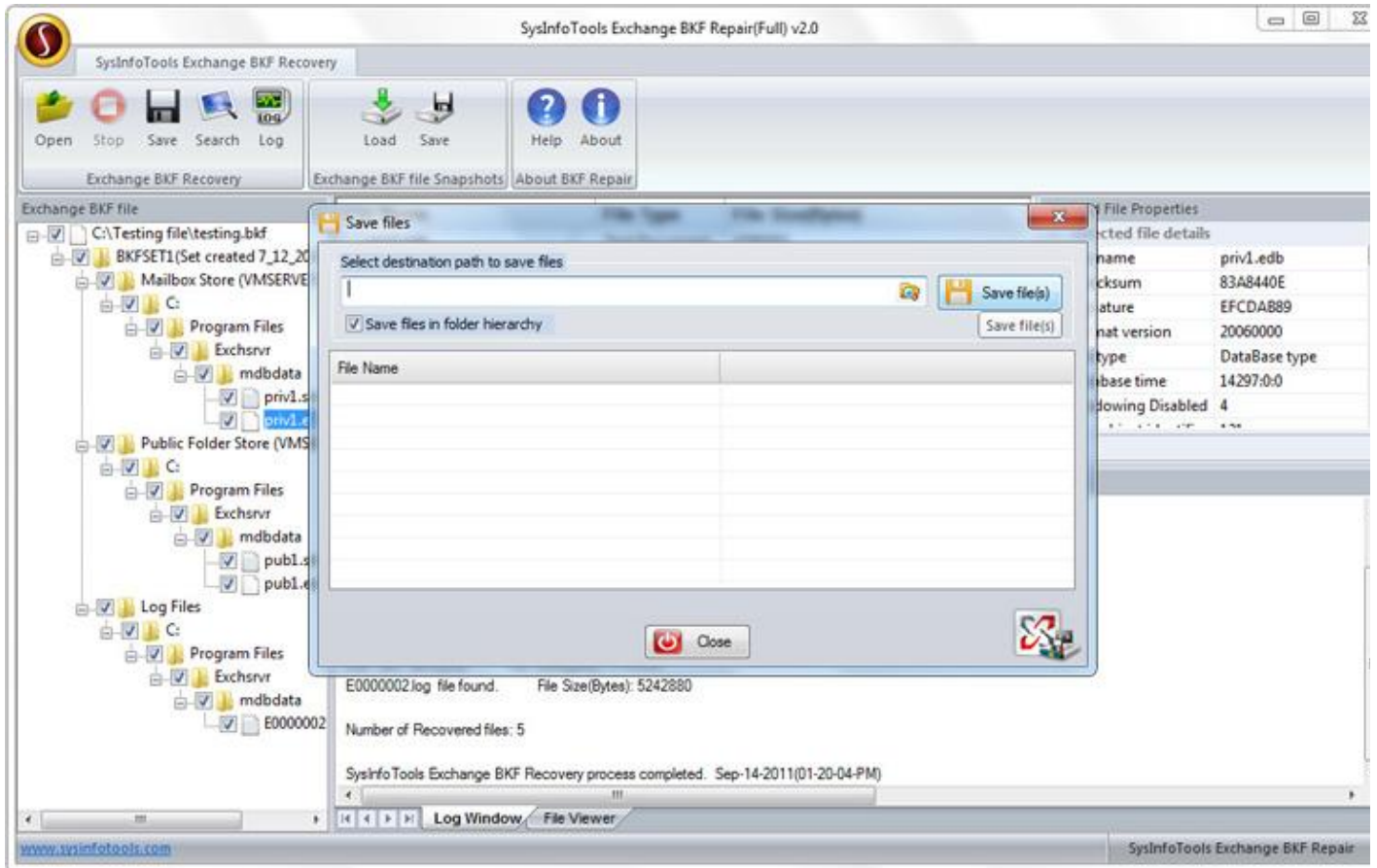


SysInfoTools Exchange BKF Recovery v2.0

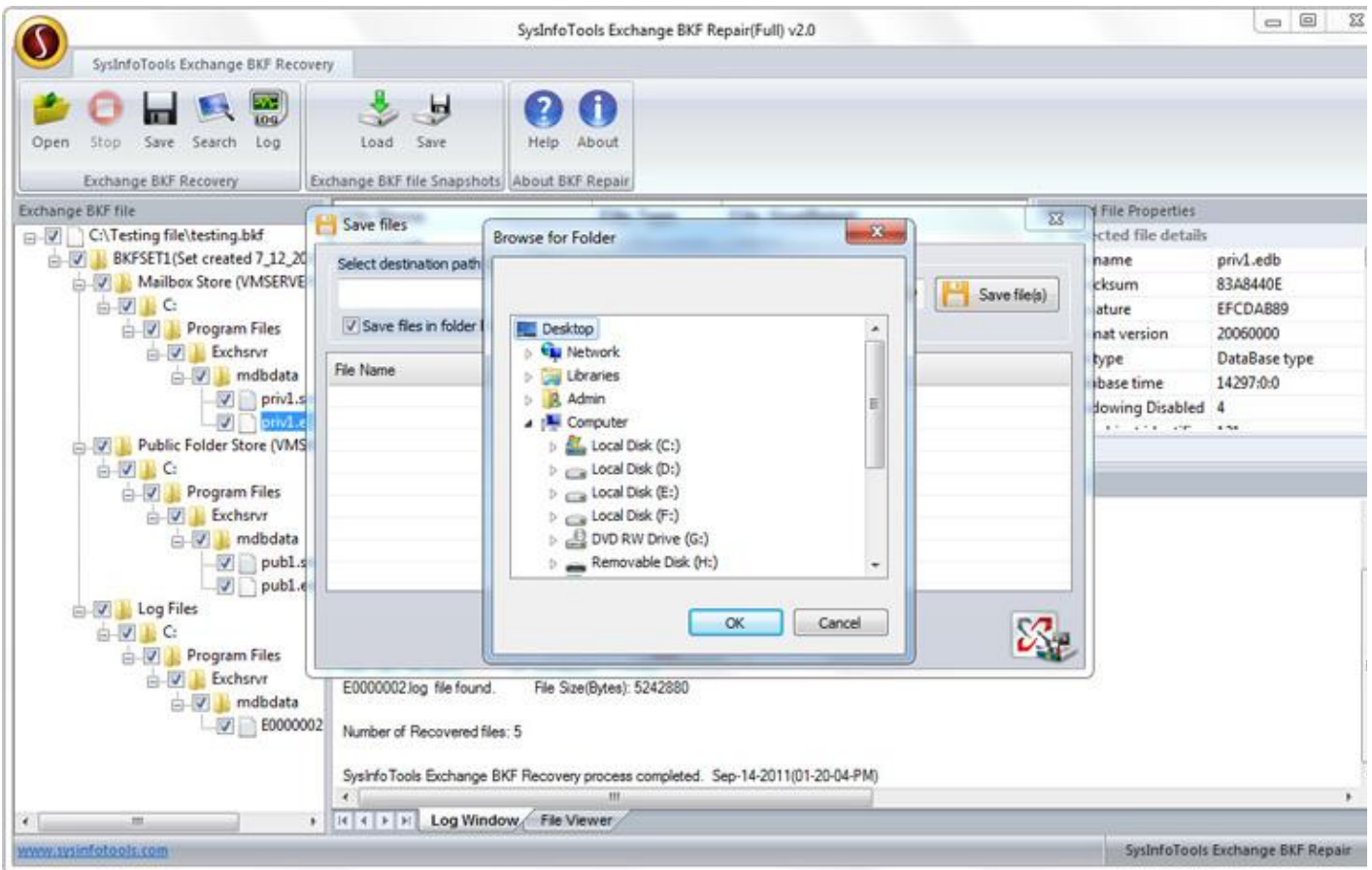
Step-4 :- Preview of selected file and file properties in the right pane.



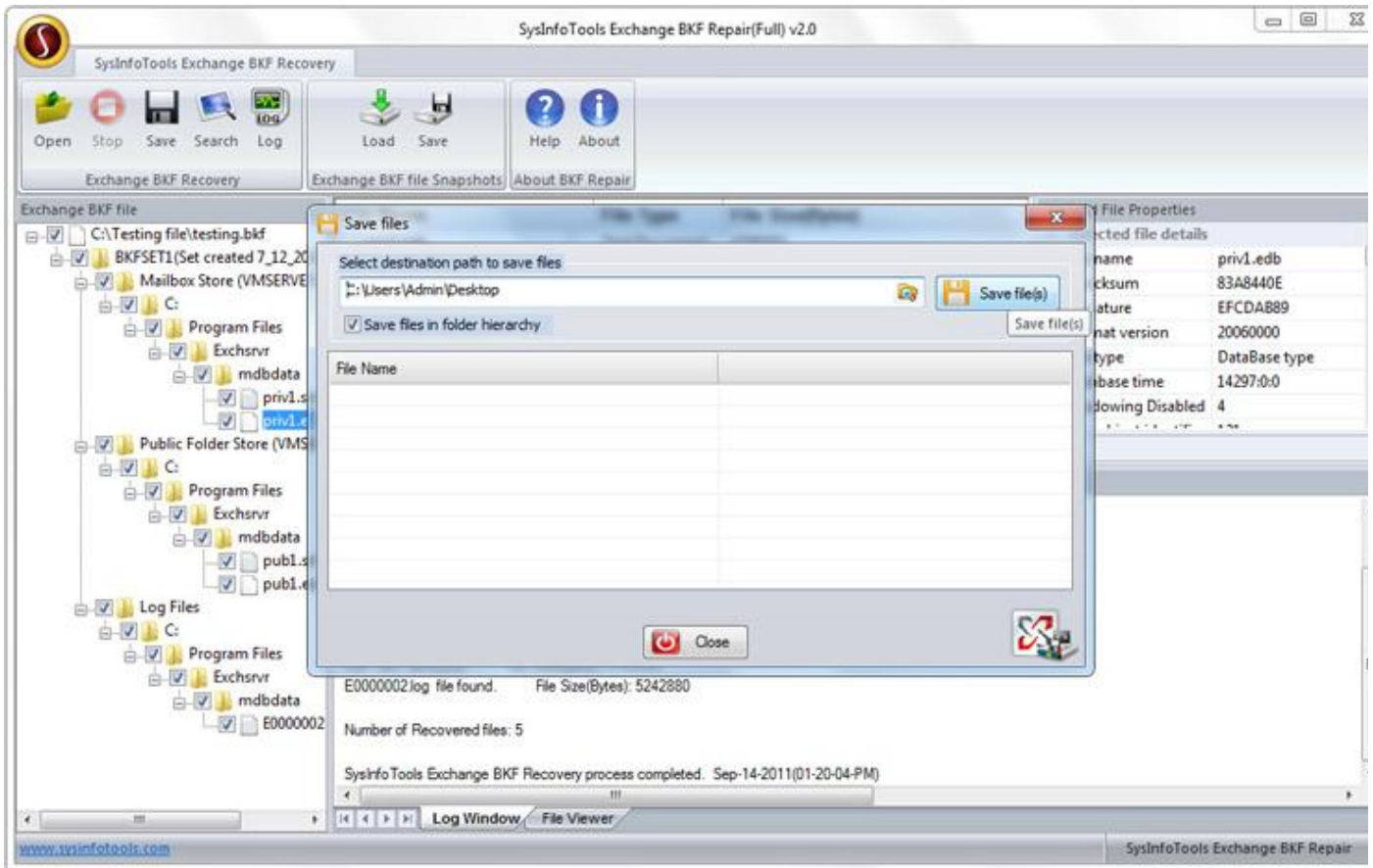
Step-5 :- Click "Save" button to save recovered files.



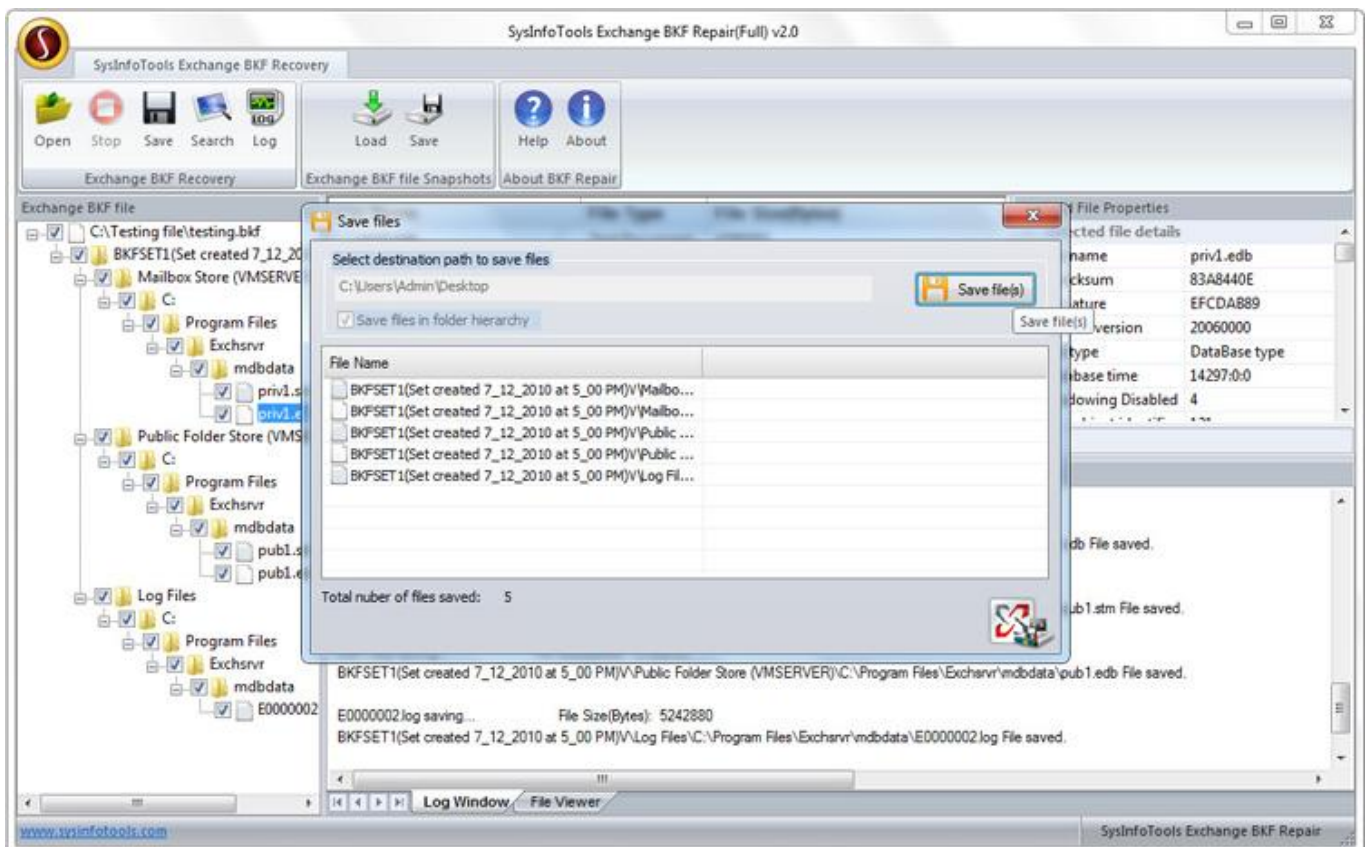
Step-6 :- Select destination folder and click "OK" button.



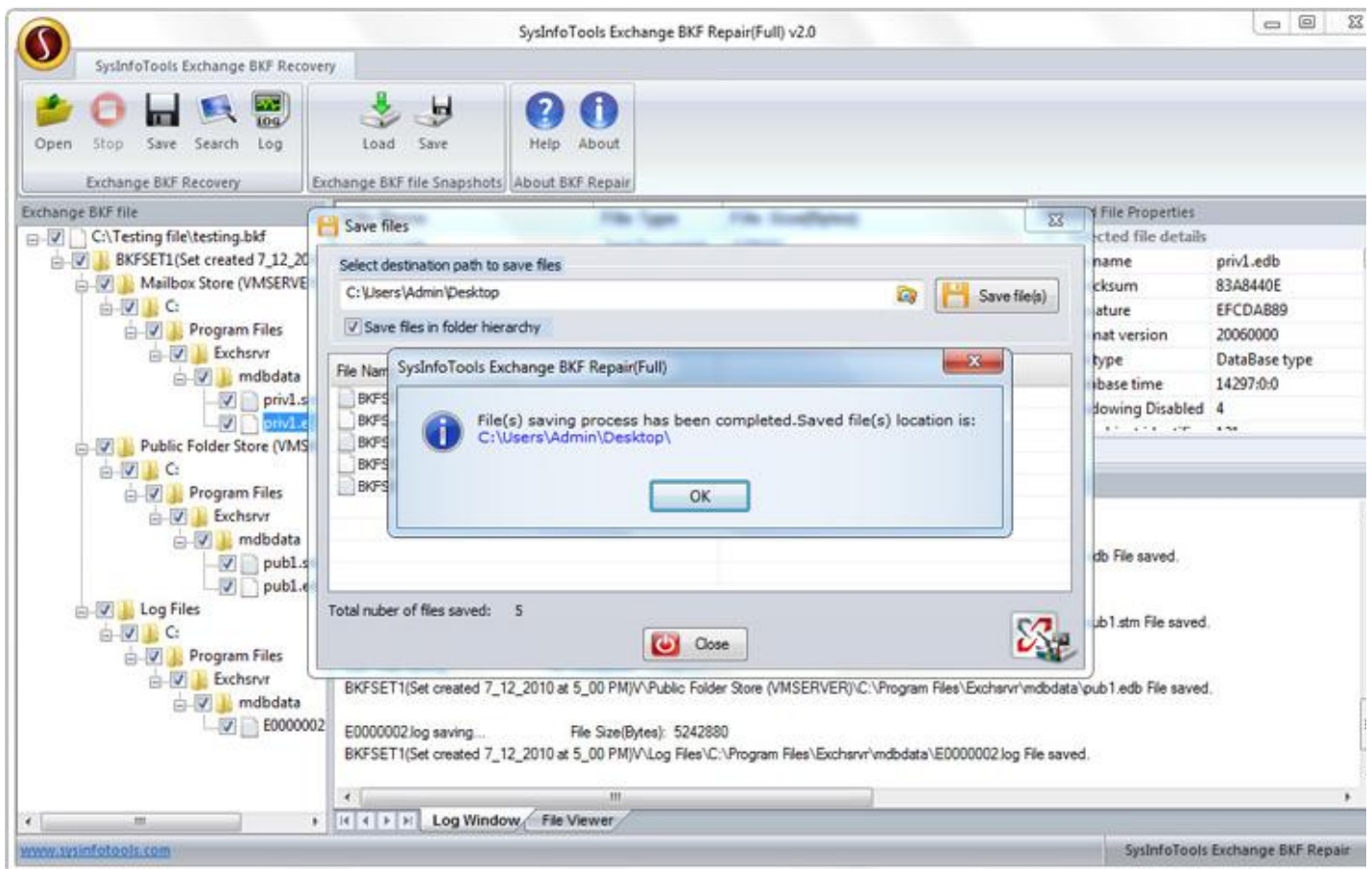
Step-7 :- Click "Save file(s)" button to save recovered files.



Step-8 :- Saving process has been completed.



**Step-9** :- After the Saving process complete, the success message of running process will display on your screen, click on the blue link to see recover files.



## 6. Uninstall the Software

To uninstall the software from your system two methods are described below:

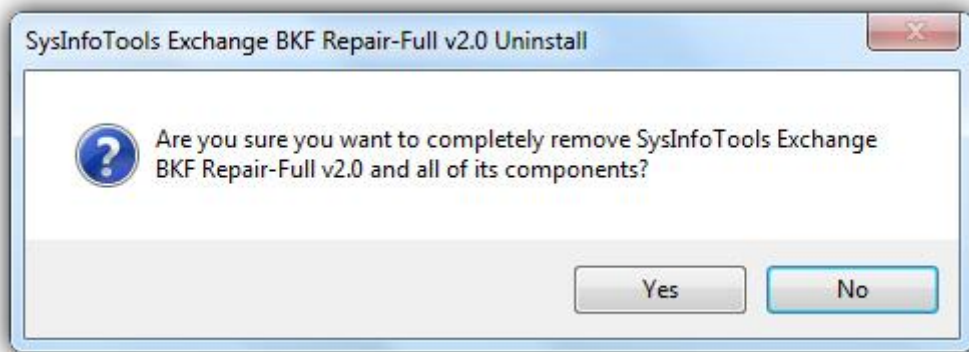
1. Uninstall from Control Panel.
2. Uninstall from windows start menu.

### Uninstall from Control Panel:

To uninstall SysInfoTools Exchange BKF Repair v2.0 from Control Panel, follow below steps:

- Click the **Start Menu > Control Panel** and then double click the Add or Remove Programs icon.
- Select SysInfoTools Exchange BKF Repair v2.0 and click **Remove**.
- A warning message before un-installing the software will be displayed on the

screen.

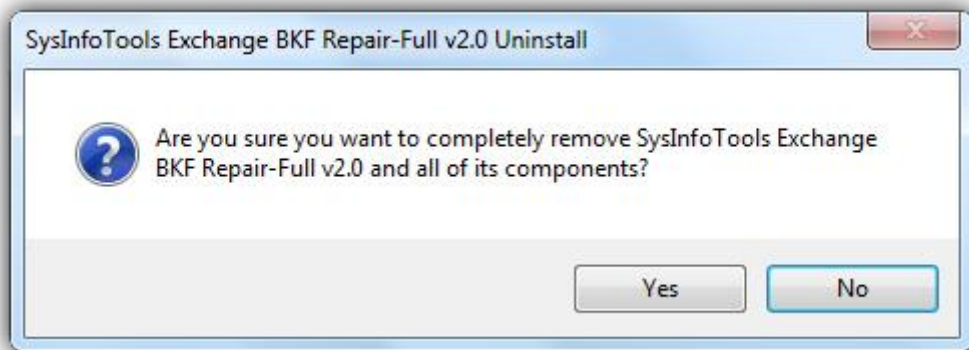


- Click 'Yes' to un-install the software completely from your system.

### Uninstall from Windows Start menu

To uninstall SysInfoTools Exchange BKF Repair v2.0 from Windows Start menu, follow below steps:

- Click the **Start** button from the Windows menu.
- Click **All Programs** > Exchange BKF Repair v2.0 > **Uninstall** SysInfoTools BKF Repair v3.0.
- A warning message before un-installing will be displayed on the screen.



- Click 'Yes' to uninstall the software completely from your system.

## 7. Legal Notice

[Copyright\(See 7.1\)](#)

- [Disclaimer](#)(See 7.2)
- [Trademarks](#)(See 7.3)
- [License Agreement](#)(See 7.4)

## 7.1 Copyright

SysInfoTools Exchange BKF Recovery software, accompanied user manual and documentation are copyright of SysInfoTools Data Recovery, with all rights reserved. Under the copyright laws, this user manual cannot be reproduced in any form without the Prior written permission of SysInfoTools. No Patent Liability is assumed, however, with respect to the use of the Information contained herein.

## 7.2 Disclaimer

The Information contained in this manual, including but not limited to any product specifications, is subject to change without notice. SysInfoTools Data Recovery Provides no warranty with regard to this manual or any other information contained herein and here by expressly disclaims any implied warranties of merchantability or fitness for any particular purpose with regard to any of the foregoing SysInfoTools Data Recovery assumes no liability for any damages incurred directly or indirectly from any technical or typographical errors or omissions contained herein or for discrepancies between the product and the manual. In no event shall SysInfoTools Data Recovery, be liable for any incidental, consequential special, or exemplary damages, whether based on tort, contract or otherwise, arising out of or in connection with this manual or any other information contained herein or the use there of.

## 7.3 Trademarks

SysInfoTools Exchange BKF Repair v2.0 is a registered trademark of SysInfoTools Data Recovery.

Windows 2000, 2003, XP and Windows Vista are registered trademarks of Microsoft Corporation.

All other brands and product names are trademarks or registered trademarks of their respective companies.

## 7.4 License Agreement

SysInfoTools Exchange BKF Repair v2.0 Copyright by SysInfoTools Data Recovery.

[Your Agreement to this License](#)

## SysInfoTools Exchange BKF Recovery v2.0

You should carefully read the following terms and conditions before using, installing or distributing this software, unless you have a different license agreement signed by SysInfoTools Data Recovery.

If you do not agree to all of the terms and conditions of this License, then: do not copy, install, distribute or use any copy of SysInfoTools Exchange BKF Recovery v2.0 with which this License is included, you may return the complete package unused without requesting an activation key, within 30 days after purchase, for a full refund of your payment.

The terms and conditions of this License describe the permitted use and users of each Licensed Copy of SysInfoTools Exchange BKF Recovery v2.0 . For purposes of this License, if you have a valid single-copy license, you have the right to use a single Licensed Copy of SysInfoTools Exchange BKF Recovery v2.0 ; if you or your organization has a valid multi-user license, then you or your organization have - has the right to use up to a number of Licensed Copies of SysInfoTools Exchange BKF Recovery v2.0 equal to the number of copies indicated in the documents issued by SysInfoTools when granting the license.

### [Scope of the License](#)

Each Licensed Copy of SysInfoTools Exchange BKF Recovery v2.0 may either be used by a single person or used non-simultaneously by multiple people who use the software personally installed on a single workstation. This is not a concurrent user license. All rights of any kind in SysInfoTools Exchange BKF Recovery v2.0 , which are not expressly granted in this License, are entirely and exclusively reserved to and by SysInfoTools. You may not rent, lease, modify, translate, reverse engineer, decompile, disassemble, or create derivative works based on, SysInfoTools Exchange BKF Recovery v2.0 , nor permit anyone else to do so. You may not make access to SysInfoTools Exchange BKF Recovery v2.0 available to others in connection with a service bureau, application service provider, or similar business, nor permit anyone else to do so.

### [Warranty Disclaimers and Liability Limitations](#)

SysInfoTools Exchange BKF Recovery v2.0 , and any and all accompanying software, data and materials, are distributed and provided AS IS and with no warranties of any kind, whether expressed or implied. In particular, there is no warranty for the quality of data recovered. You acknowledge that good data processing procedure dictates that any program, including SysInfoTools Exchange BKF Recovery v2.0 , must be thoroughly tested with non-critical data before there is any reliance on it, and you hereby assume the entire risk of all use of the copies of SysInfoTools Exchange BKF Recovery v2.0 covered by this License. This disclaimer of warranty constitutes an essential part of this License.

In addition, in no event does SysInfoTools authorize you or anyone else to use SysInfoTools Exchange BKF Recovery v2.0 in applications or systems where SysInfoTools Exchange BKF Recovery v2.0 failure to perform can reasonably be expected to result in a significant physical injury, or in loss of life. Any such use is entirely at your own risk, and you agree to hold SysInfoTools harmless from all claims or losses relating to such unauthorized use. Any such use is entirely at your own risk, and you agree to hold SysInfoTools Data Recovery harmless from any and all claims or losses relating to such unauthorized use.

## 8. Technical Support

We provide 24/7 online support to solve Customer queries. We have highly skilled and expert support team to solve any Software related queries of the customer.

## 9. About SysInfoTools

Since several years, SysInfoTools is a trusted name in the field of data recovery of the different types of files. The main aim of our organization is to provide the best possible solution to our customers so that our customers can recover their data as much as possible minimizing the loss of data and relief them from the frustration of data loss. We aimed at providing values to customers and satisfy the customers in each way possible. Customer satisfaction is prime reward for our organization.

SysInfoTools provides a wide range of software for different types of corrupt files recovery and repair like software for corrupt zip files ,MS BKF files, Open Office files(Base files, Impress files, Draw files, Calc files, Math files, writer files),MS Office 2007 files(MS word files, MS PowerPoint files, MS excel files ). SysInfoTools also provides software for email recovery and repair like software for corrupt PST files of MS Outlook and DBX files of outlook express. In addition, more recovery software are available for crashed hard disk recovery and repair like software for FAT recovery and NTFS recovery. In future we will provide much other software for different types of corrupt files, Database, Email migration, Desktop utilities, Network management and many more that will help our customers to recover their valuable data.

The hard drives data recovery software provided by our organization ensures safe and accurate data recovery from the hard drive. It does not modify the existing content of the hard drive and make the fresh copy of the recovered data. Hard drives data recovery software are useful in situation when there is accidental deletion of files, files deleted due to virus attacks, disk formatting, software malfunctioning.

You can buy our products directly from SysInfoTools site. We provide softwares both by electronically and by shipment. The shipment, charges are very reasonable. We provide 24x7 customer support and our dedicated support team assists our customer by providing them information on the queries that are raised by the customer before and after the purchase of our product. We also provide the live working videos and free demo of our products in SysInfoTools site so that the customer can see and analysis the software before purchasing it.

Visit SysInfoTools site at: [www.sysinfotools.com](http://www.sysinfotools.com)